

25 01 06 PQ - 06/01/2025 à 23h55m59 TU Leymarie 44N36 - 002E12

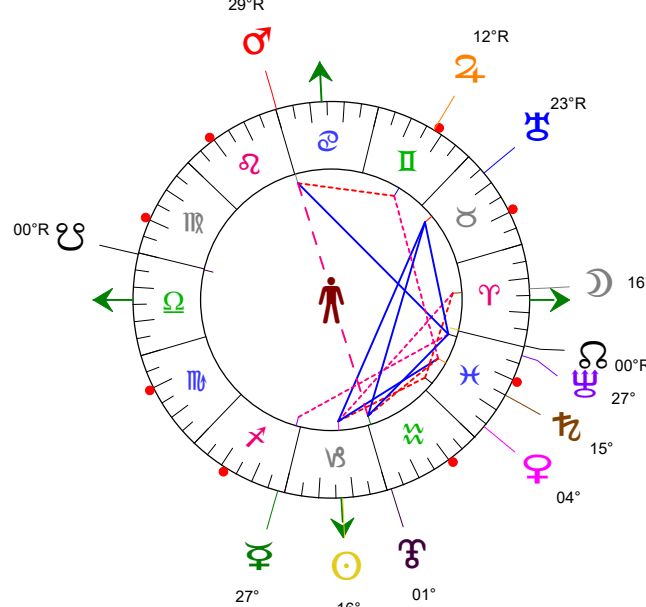
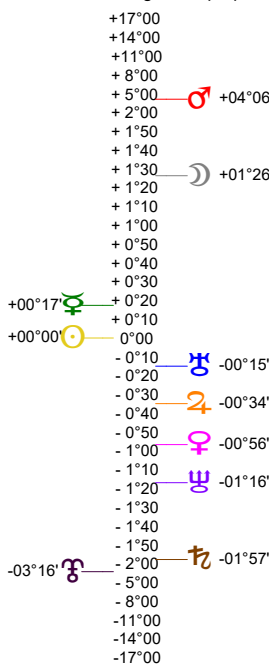
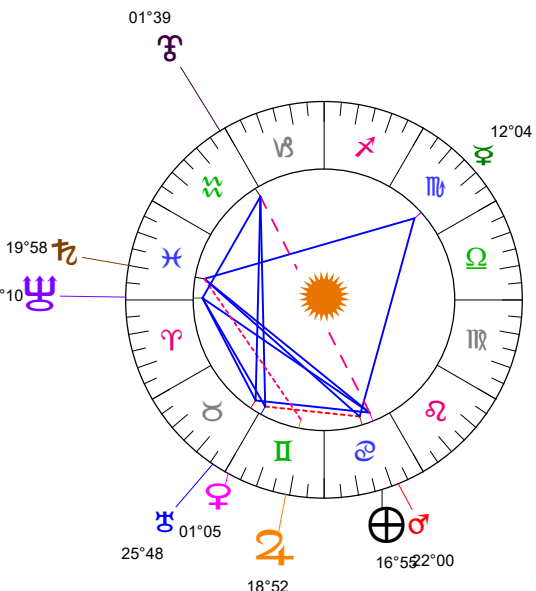
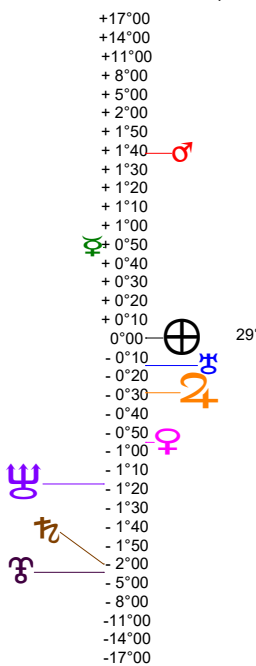
Latitudes héliocentriques

Sphère hélio-écliptique - Intégration

Latitudes géo-écliptiques

Sphère topo-géo-écliptique - Relation

Distances au Soleil en UA



☉	0.983	+-
☽	0.445	+
☿	0.722	-
♂	1.618	+
♀	5.085	+
♁	9.629	-
♂♁	19.552	-
♁♂	29.894	-
♁♁	35.175	+

Domification : Placidus

I-VII	13♈♁44
II-VIII	10♉♁16
III-IX	11♊♁37
IV-X	16♋♁36
V-XI	20♌♁34
VI-XII	19♍♁50

Rétrogradations

♂	du 06 12 24 au 24 02 25
♁	du 09 10 24 au 04 02 25
♂♁	du 01 09 24 au 30 01 25

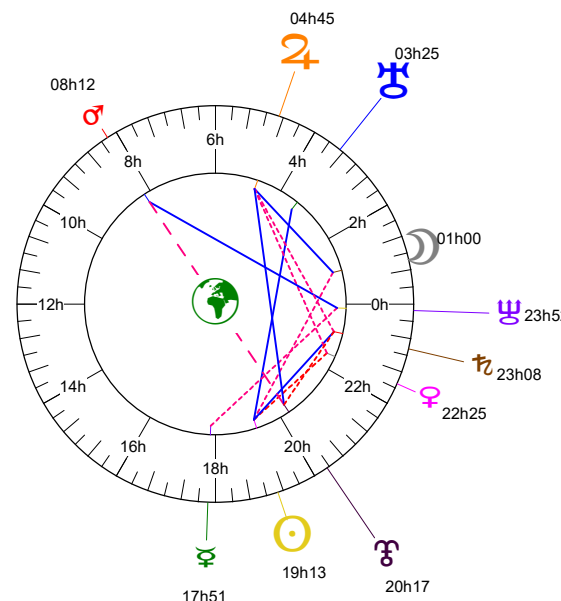
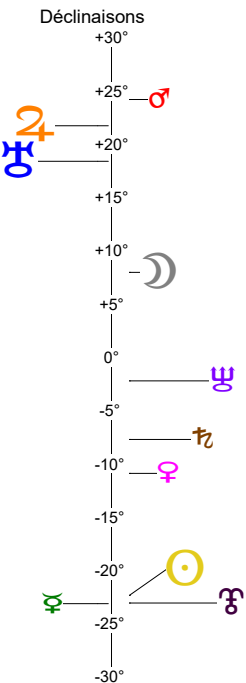
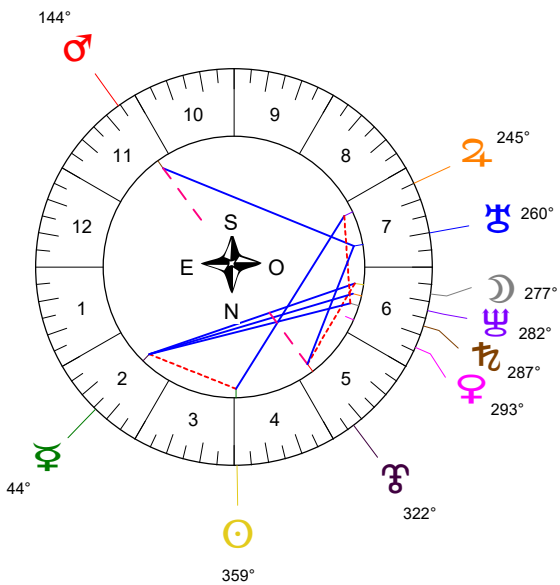
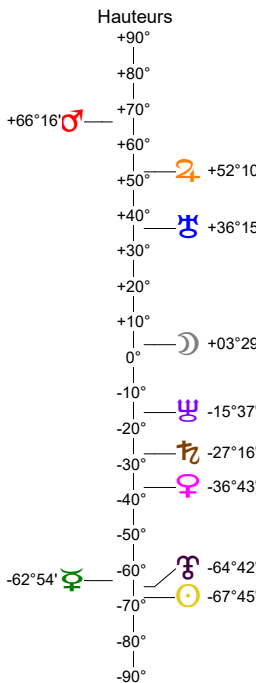
Hauteurs

Sphère locale - Sujet

Déclinaisons

Sphère géo-équatoriale - Objet

Distances à la Terre en UA



☉	0.983	+-
☽	370 447 km	-
☿	1.240	+
♂	0.707	-
♀	0.646	-
♁	4.242	+
♂♁	10.112	+
♁♂	18.950	+
♁♁	30.209	+
♁♁♁	36.125	+

IG relatives

IG relatives	
Héliocentr.	Géocentr.
☉	100
☽	81
☿	6
♂	11
♀	31
♁	78
♂♁	23
♁♂	69
♁♁	41
♁♁♁	42