


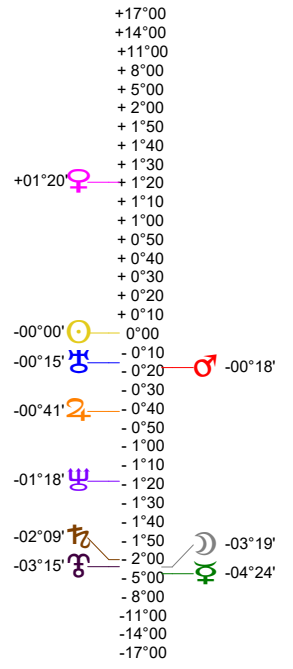
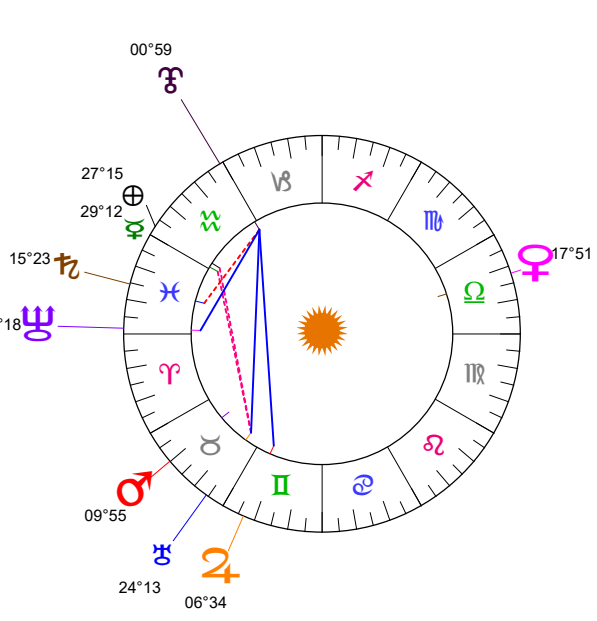
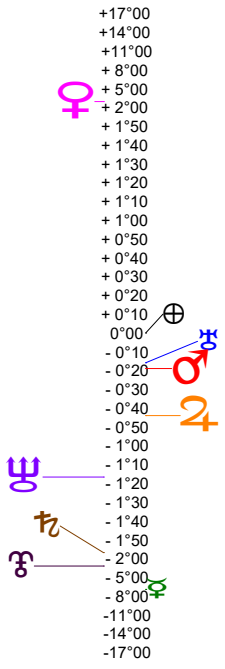
Latitudes héliocentriques

Sphère hélio-écliptique - Intégration

Latitudes géo-écliptiques

Sphère topo-géo-écliptique - Relation

Distances au Soleil en UA



☉	1.012	-
☽	0.397	-
♃	0.721	+
♄	1.450	+
♅	5.041	+
♆	9.671	-
♇	19.576	-
♁	29.898	-
♂	35.080	+

Domification : Placidus

I-VII	19♋♁26
II-VIII	10♀♊53
III-IX	15♁♌16
IV-X	08♁♍53
V-XI	28♁♎50
VI-XII	19♁♏55

Rétrogradations

♁	du 05 08 24 au 15 12 24
♂	du 29 06 24 au 15 11 24
♄	du 02 07 24 au 07 12 24
♅	du 02 05 24 au 12 10 24

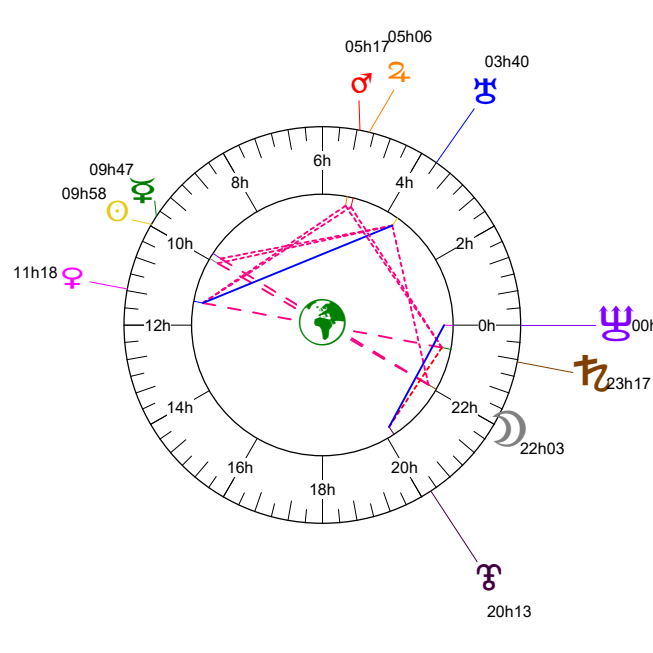
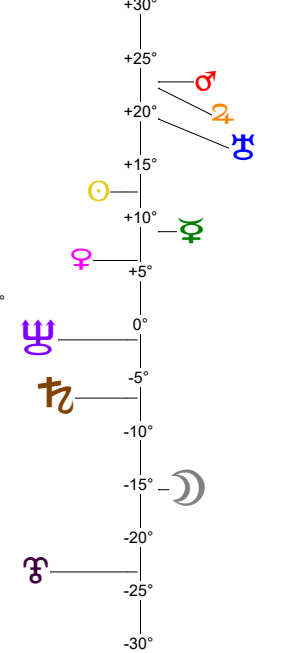
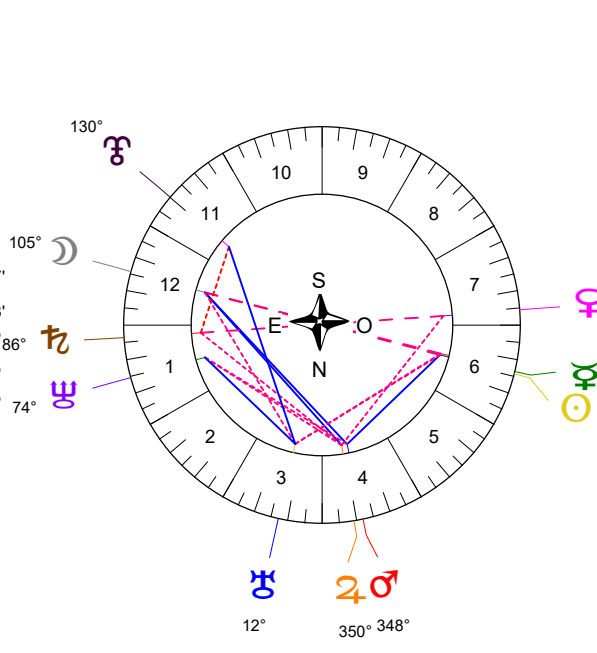
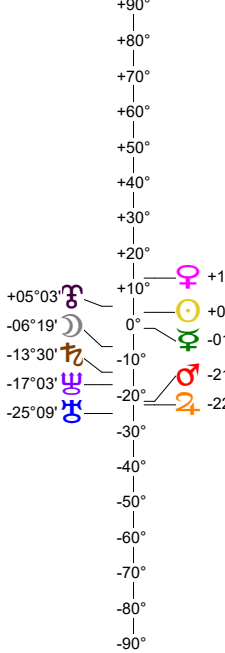
Hauteurs

Sphère locale - Sujet

Déclinaisons

Sphère géo-équatoriale - Objet

Distances à la Terre en UA



☉	1.012	-
☽	361 970 km	-
♃	0.620	+<
♄	1.571	-
♅	1.500	-
♆	5.300	-
♇	8.715	-
♁	19.548	-
♂	29.036	-
♁♂	34.177	+

IG relatives

Héliocentr.	♁	♂	Géocentr.	♁	♂
♁	14	12	♁	104	
♂	29	65	♂	65	
♄	70	1	♄	4	
♅	70	4	♅	29	
♆	80	68	♆	48	
♇	26	86	♇	86	
♁♂	72	52	♁♂	52	