


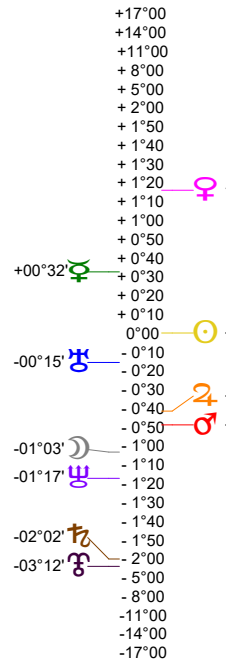
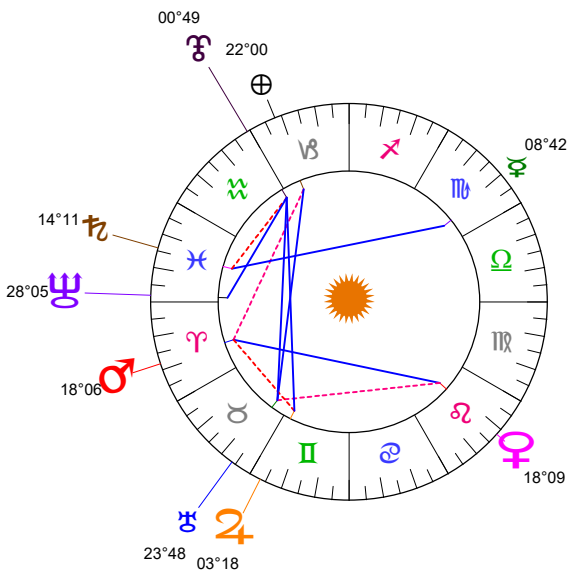
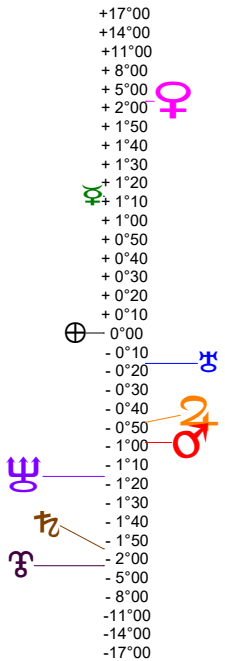
Latitudes héliocentriques

Sphère hélio-écliptique - Intégration

Latitudes géo-écliptiques

Sphère topo-géo-écliptique - Relation

Distances au Soleil en UA



☉	1.017	-
☽	0.441	+
♃	0.718	+
♄	1.412	+
♅	5.031	+
♆	9.682	-
♇	19.582	-
♁	29.899	-
♂	35.055	+

Domification : Placidus

I-VII	12°Ω32
II-VIII	2°♁♂38
III-IX	15°♁♂57
IV-X	06°♁♂05
V-XI	27°♁♂16
VI-XII	25°♁♂36

Rétrogradations

♁	du 29 06 24 au 15 11 24
♂	du 02 07 24 au 07 12 24
♆	du 02 05 24 au 12 10 24

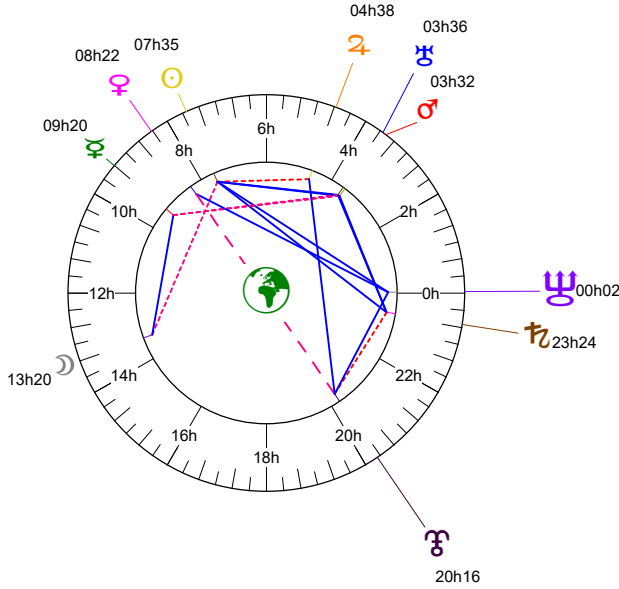
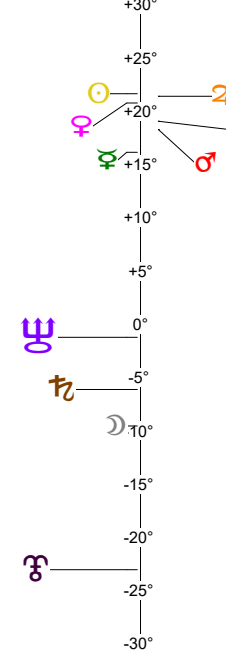
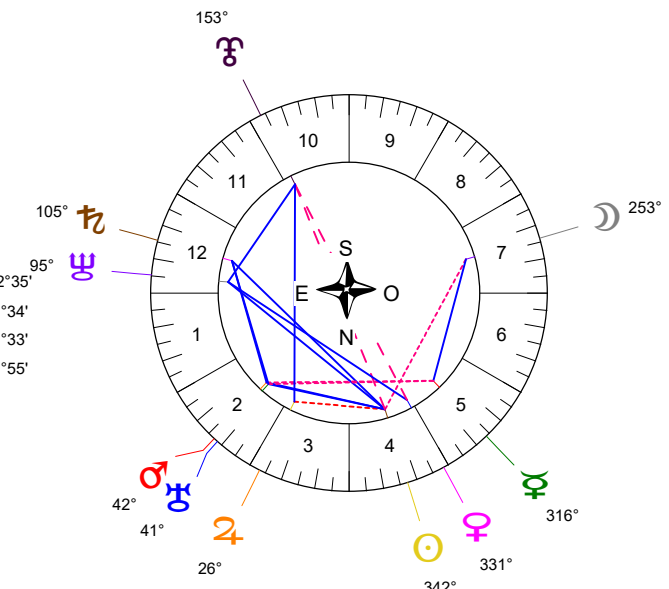
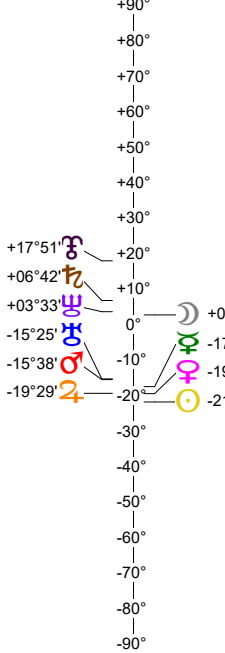
Hauteurs

Sphère locale - Sujet

Déclinaisons

Sphère géo-équatoriale - Objet

Distances à la Terre en UA



☉	1.017	-
☽	402 774 km	-
♃	0.985	-
♄	1.691	-
♅	1.683	-
♆	5.752	-
♇	9.094	-
♁	20.136	-
♂	29.501	-
♁♂	34.052	-

IG relatives

Héliocentr.	Géocentr.
☉	1
☽	-1
♃	6
♄	17
♅	0
♆	3
♇	16
♁	54
♂	28
♁♂	67
♁♂♁	52