

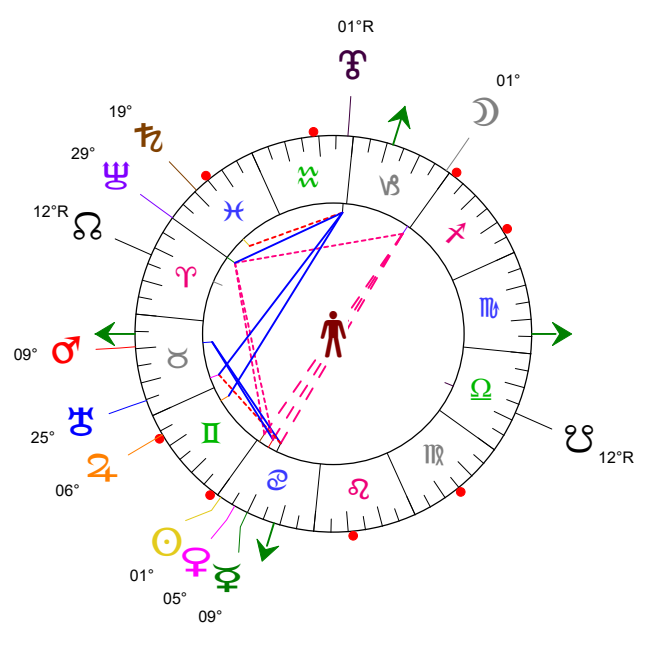
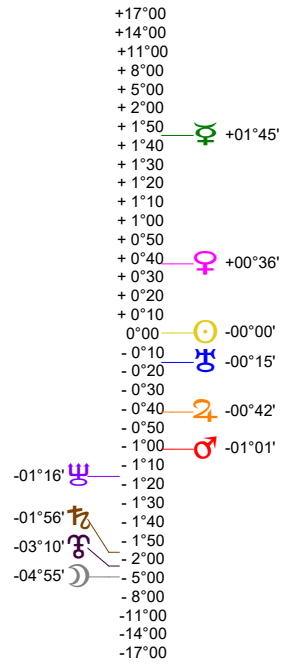
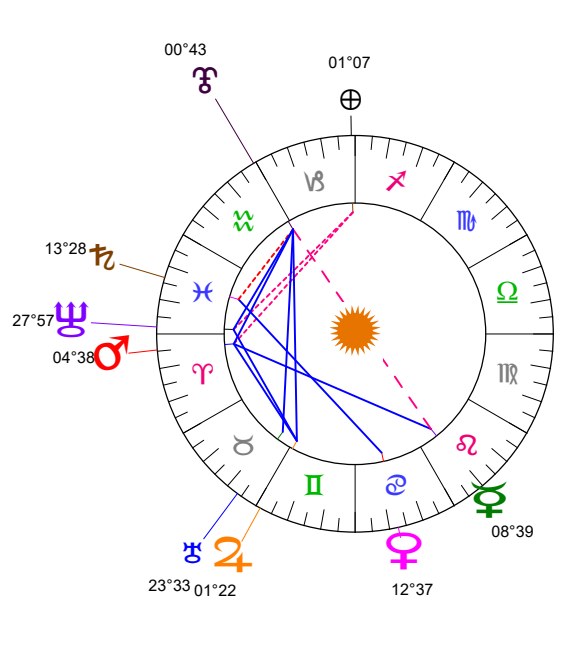
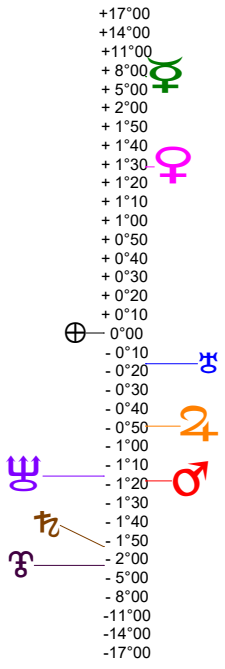
Latitudes héliocentriques

Sphère hélio-écliptique - Intégration

Latitudes géo-écliptiques

Sphère topo-géo-écliptique - Relation

Distances au Soleil en UA



☉	1.016	+
☽	0.328	+
☿	0.719	-
♂	1.396	-
♂	5.025	+
♂	9.688	-
♂	19.585	-
♂	29.899	-
♂	35.040	+

Domification : Placidus

I-VII	05♈♉44
II-VIII	06♈♉50
III-IX	28♈♉23
IV-X	18♈♉17
V-XI	11♈♉21
VI-XII	14♈♉34

Rétrogradations

♈ du 02 05 24 au 12 10 24

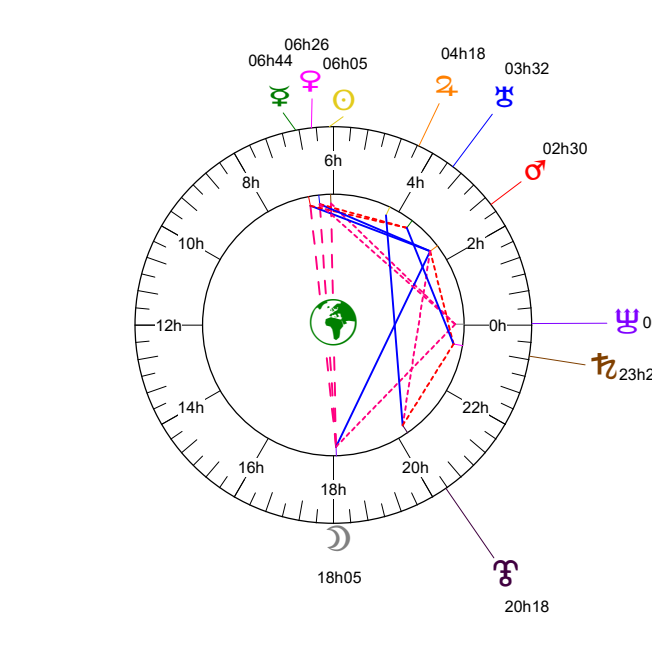
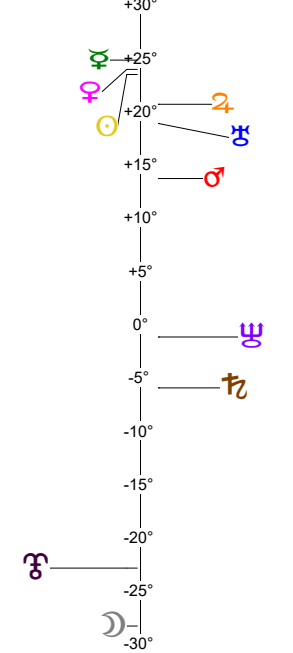
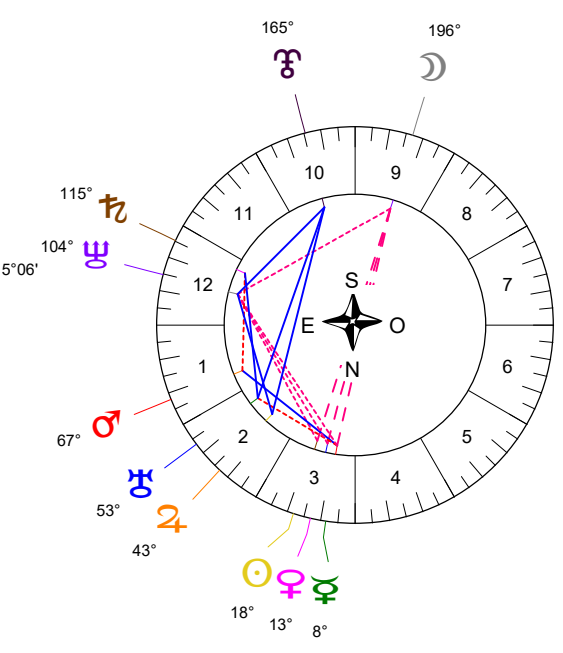
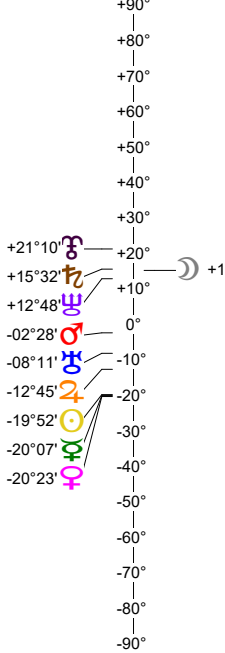
Hauteurs

Sphère locale - Sujet

Déclinaisons

Sphère géo-équatoriale - Objet

Distances à la Terre en UA



☉	1.016	+
☽	380 042 km	-
☿	1.291	<-
♂	1.727	-
♂	1.776	-
♂	5.928	-
♂	9.430	-
♂	20.400	-
♂	29.860	-
♂	34.161	-

IG relatives

	Héliocentr.	Géocentr.
☉	1	0
☽	78	4
☿	93	0
♂	93	2
♂	84	11
♂	36	43
♂	25	20
♂	72	54
♂	51	52