

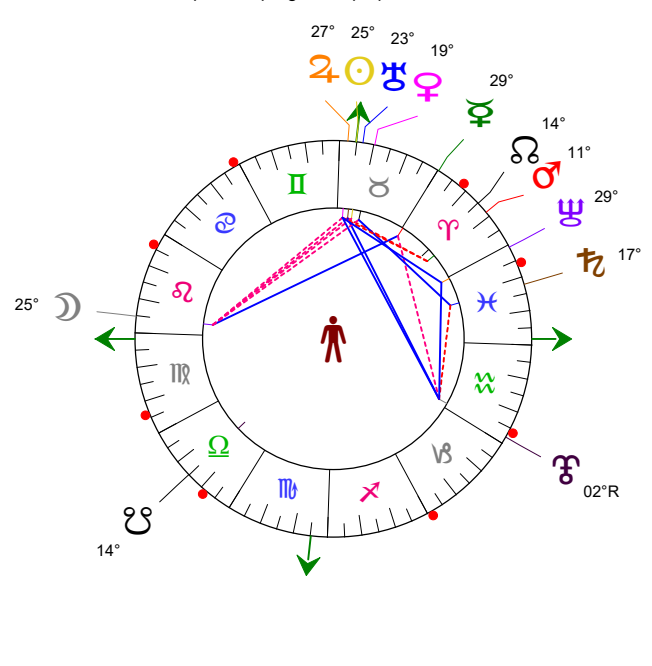
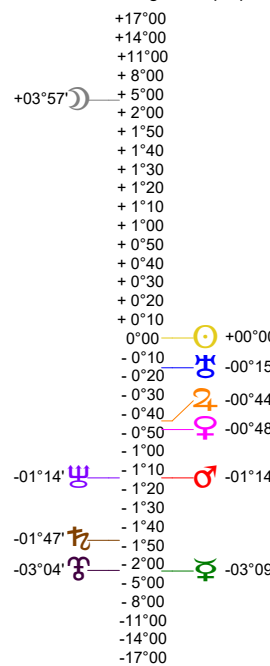
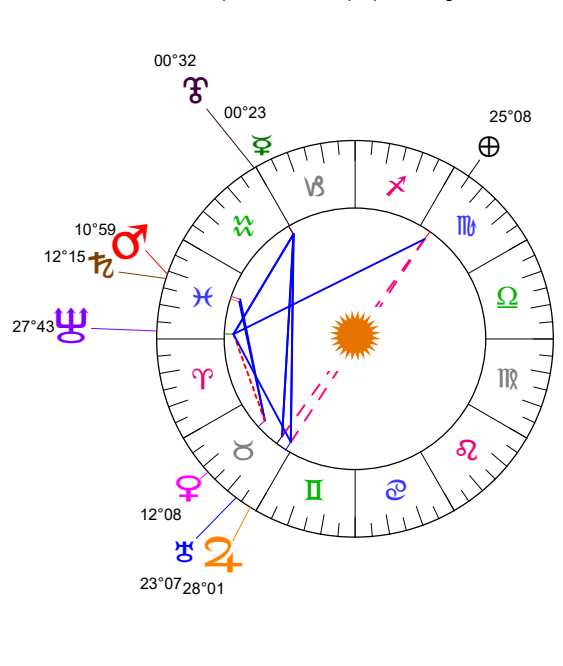
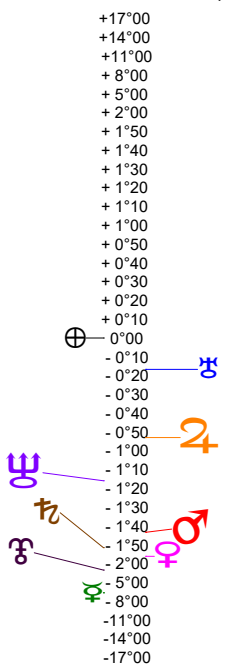
Latitudes héliocentriques

Sphère hélio-écliptique - Intégration

Latitudes géo-écliptiques

Sphère topo-géo-écliptique - Relation

Distances au Soleil en UA



☉	1.011	+
☽	0.437	-
☿	0.723	+
♂	1.382	+<
♀	5.015	+
♁	9.699	-
♂♁	19.592	-
♁♂	29.900	-
♁♁	35.014	+

Domification : Placidus

I-VII	01♁♁43
II-VIII	23♁♁55
III-IX	21♁♁39
IV-X	25♁♁10
V-XI	01♁♁09
VI-XII	03♁♁56

Rétrogradations
♁ du 02 05 24 au 12 10 24

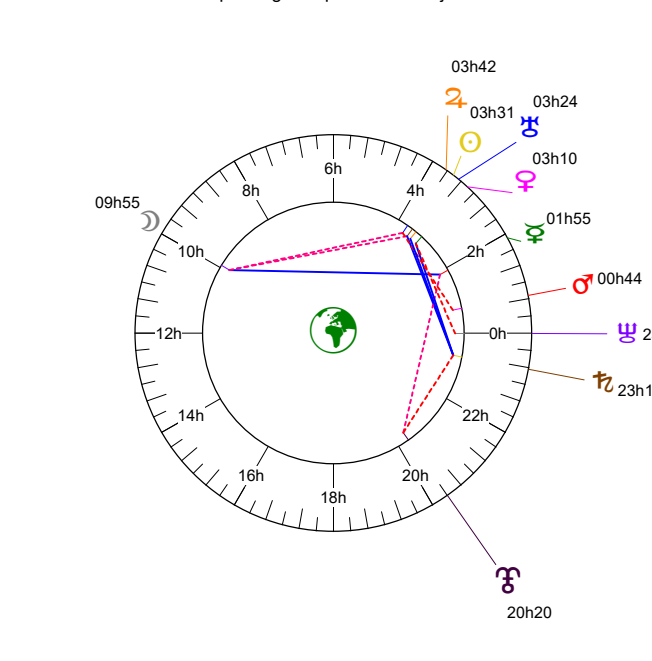
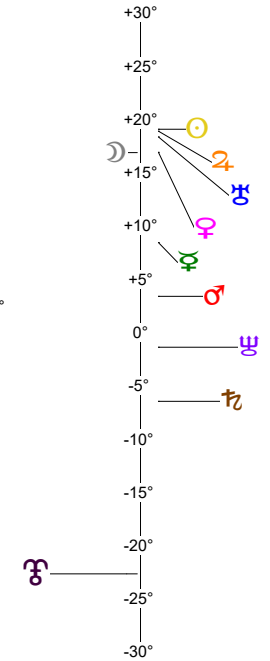
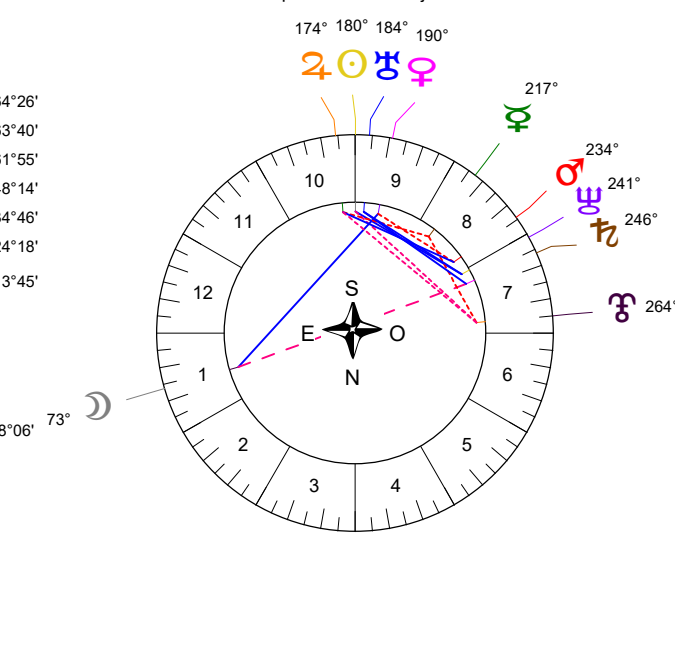
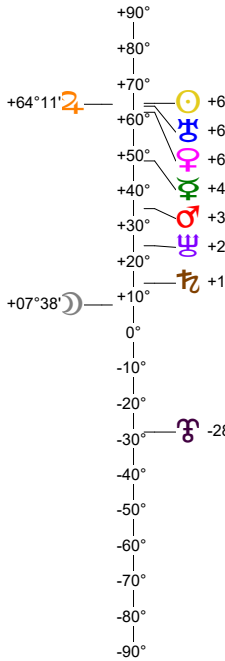
Hauteurs

Sphère locale - Sujet

Déclinaisons

Sphère géo-équatoriale - Objet

Distances à la Terre en UA



☉	1.011	+
☽	401 431 km	+
☿	0.919	+
♂	1.723	+
♀	1.922	-
♁	6.025	+<
♂♁	10.043	-
♁♂	20.602	>
♁♀	30.457	-
♁♁	34.606	-

IG relatives

Héliocentr.	Géocentr.
☉	15
☽	8
☿	22
♂	0
♀	2
♁	9
♂♁	25
♁♂	14
♁♀	32
♁♁	49