

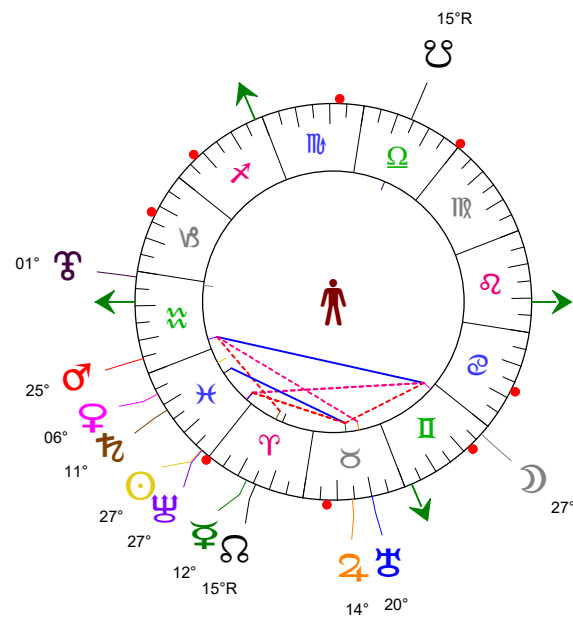
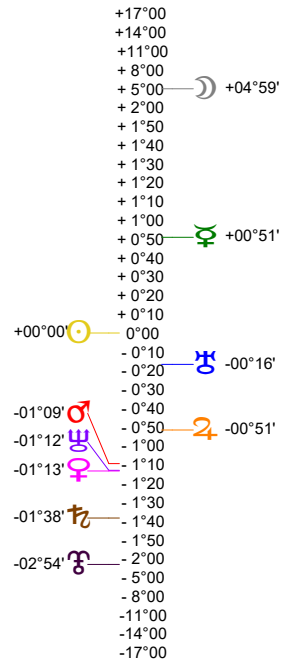
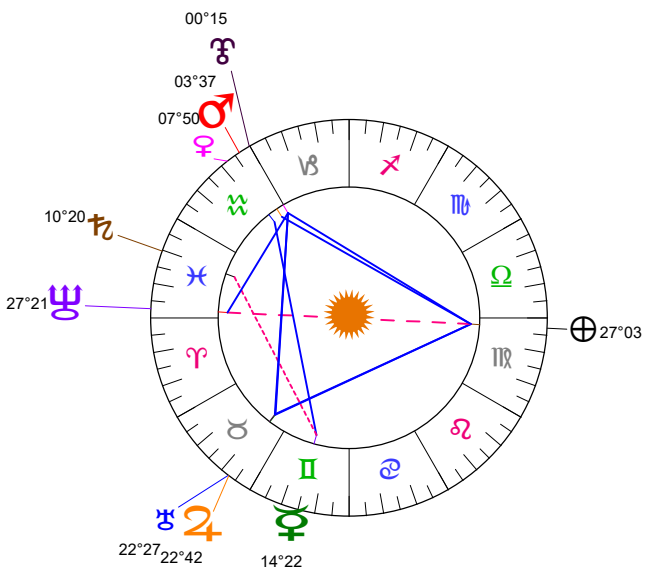
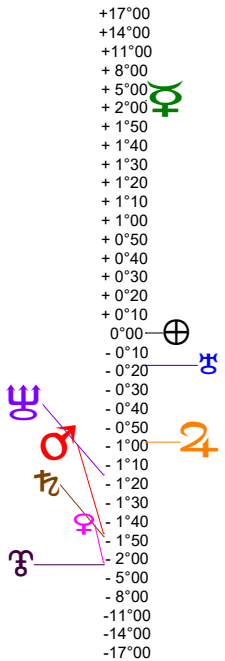
Latitudes héliocentriques

Sphère hélio-écliptique - Intégration

Latitudes géo-écliptiques

Sphère topo-géo-écliptique - Relation

Distances au Soleil en UA



☉	0.995	+
☽	0.308	->
☿	0.728	->
♁	1.401	-
♂	5.001	+
♃	9.716	-
♅	19.601	-
♁	29.902	-
♃	34.974	+

Domification : Placidus

I-VII	08♁♁52
II-VIII	00♃♁03
III-IX	07♁♁04
IV-X	02♁♁07
V-XI	22♁♁22
VI-XII	12♁♁34

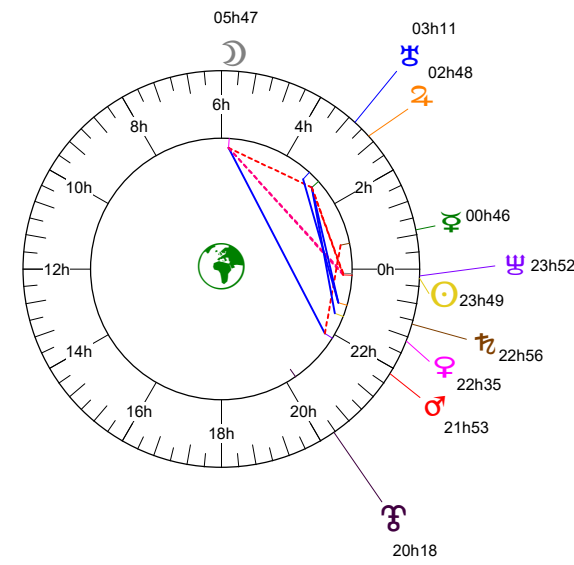
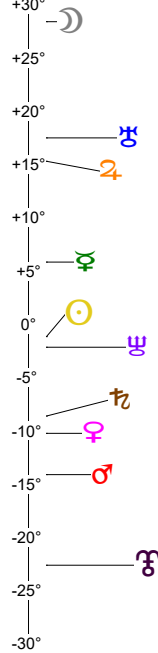
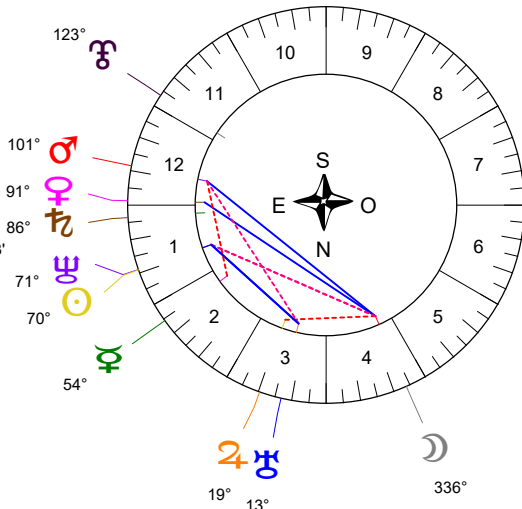
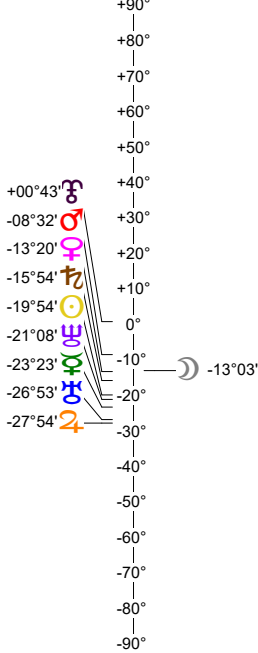
Hauteurs

Sphère locale - Sujet

Déclinaisons

Sphère géo-équatoriale - Objet

Distances à la Terre en UA



☉	0.995	+
☽	388 216 km	+
☿	1.104	-
♁	1.570	-
♂	2.147	-
♃	5.623	+
♅	10.673	-
♁	20.183	+
♃	30.897	-<
♅	35.528	-

IG relatives

	Héliocentr.	Géocentr.
☉	64	63
☽	100	11
☿	1	1
♁	91	1
♂	89	19
♃	34	10
♅	25	27
♁	71	17
♃	52	45