

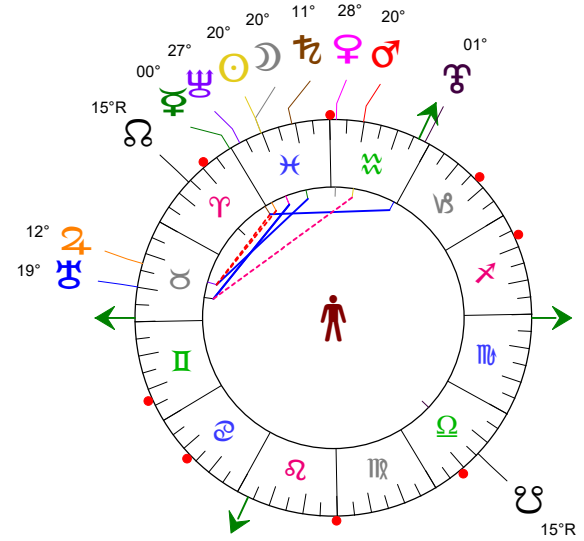
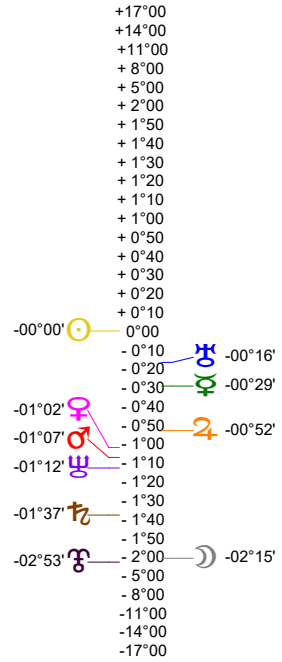
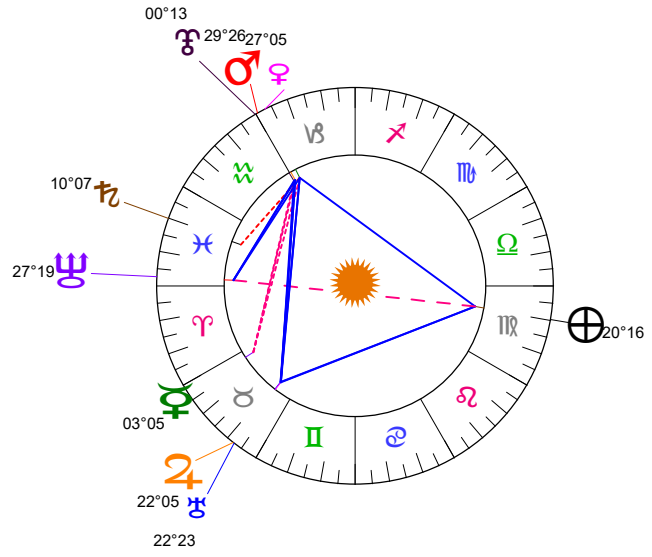
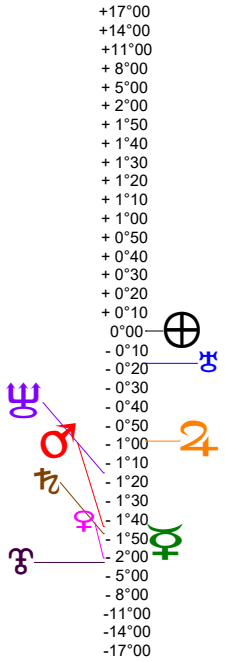
Latitudes héliocentriques

Sphère hélio-écliptique - Intégration

Latitudes géo-écliptiques

Sphère topo-géo-écliptique - Relation

Distances au Soleil en UA



☉	0.993	+
☽	0.324	-
♃	0.728	+
♄	1.406	-
♅	4.999	+
♆	9.718	-
♇	19.602	-
♁	29.902	-
♂	34.970	+

Domification : Placidus

I-VII	28♁♂55
II-VIII	23♁♂05
III-IX	12♁♂49
IV-X	03♁♂27
V-XI	29♁♂47
VI-XII	08♁♂46

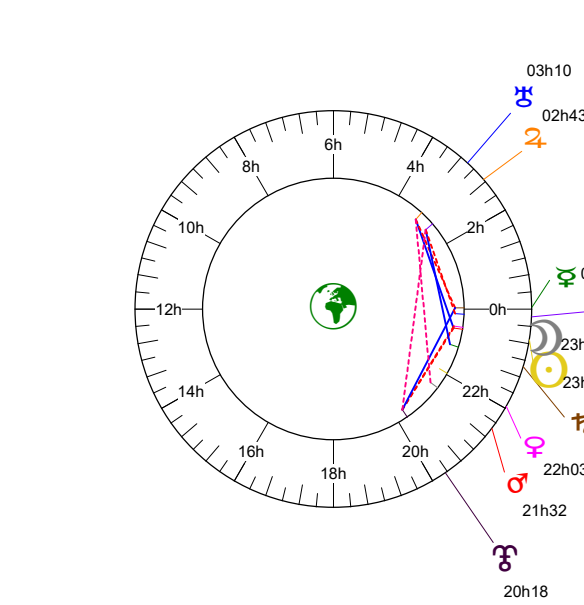
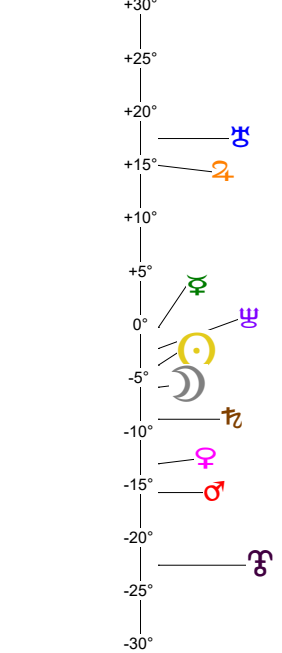
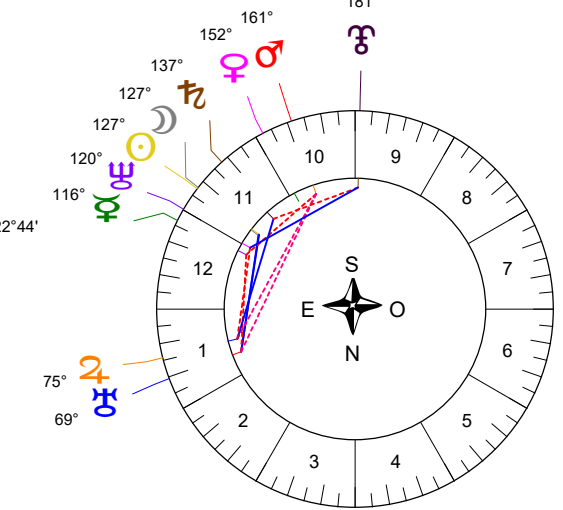
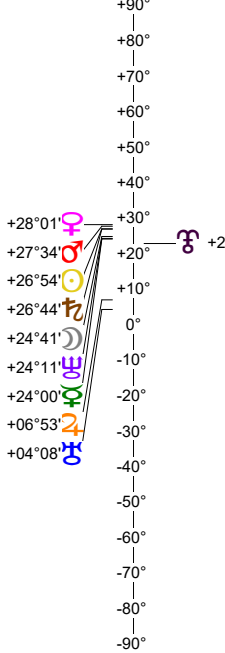
Hauteurs

Sphère locale - Sujet

Déclinaisons

Sphère géo-équatoriale - Objet

Distances à la Terre en UA



☉	0.993	+
☽	356 902 km	+
♃	1.250	-
♄	1.543	-
♅	2.174	-
♆	5.538	+
♇	10.697	-
♁	20.086	-
♂	30.888	+
♁♂	35.615	-

IG relatives

	Héliocentr.	Géocentr.
☉	69	68
☽	83	6
♃	89	1
♄	89	1
♅	34	9
♆	25	30
♇	71	17
♁	52	44