

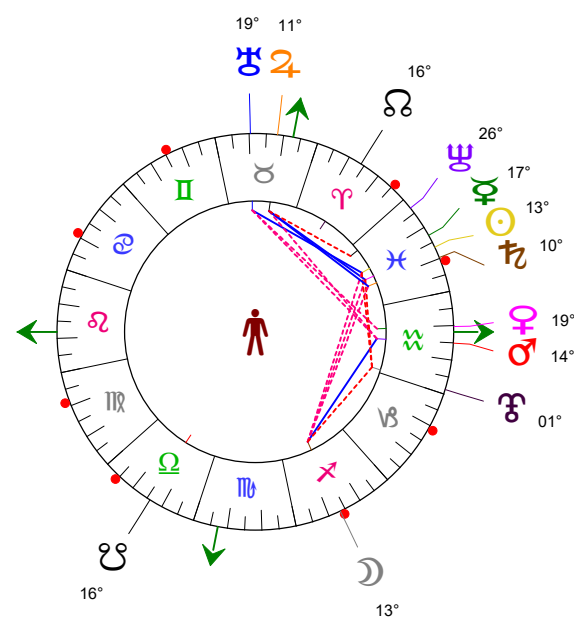
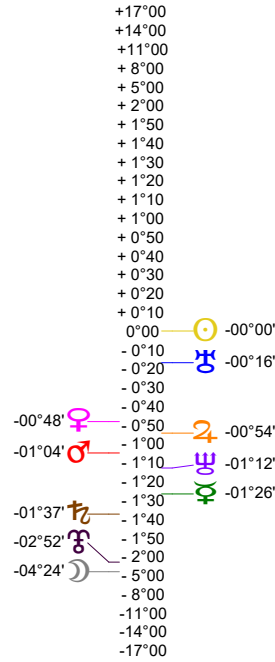

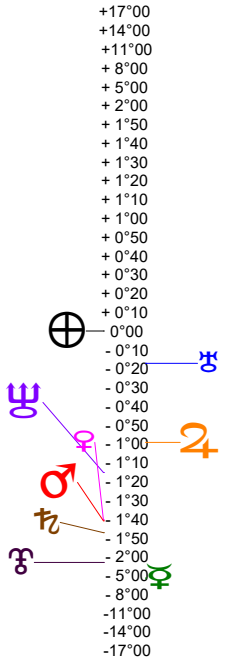
Latitudes héliocentriques

Sphère hélio-écliptique - Intégration

Latitudes géo-écliptiques

Sphère topo-géo-écliptique - Relation

Distances au Soleil en UA



| | | |
|---|--------|---|
| ☉ | 0.991 | + |
| ☽ | 0.358 | - |
| ♁ | 0.728 | + |
| ♂ | 1.411 | - |
| ♀ | 4.998 | + |
| ♃ | 9.720 | - |
| ♄ | 19.603 | - |
| ♅ | 29.902 | - |
| ♆ | 34.965 | + |

Domification : Placidus

| | |
|---------|--------|
| I-VII | 18♁♂11 |
| II-VIII | 08♁♂46 |
| III-IX | 04♁♂39 |
| IV-X | 07♁♂14 |
| V-XI | 14♁♂15 |
| VI-XII | 19♁♂02 |

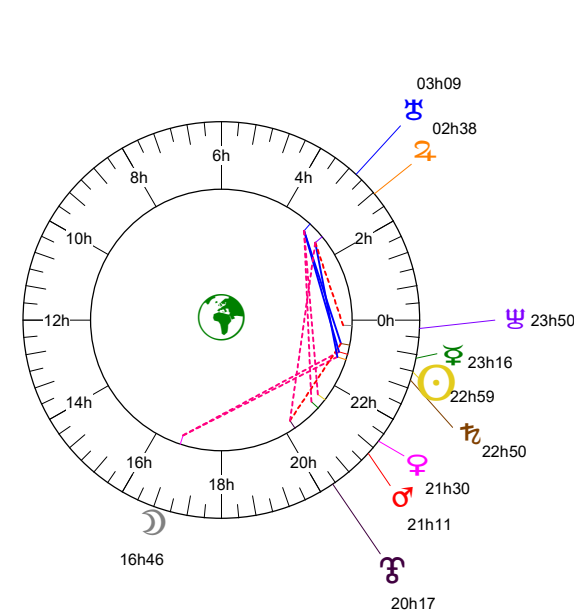
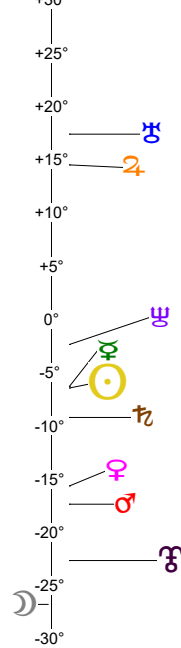
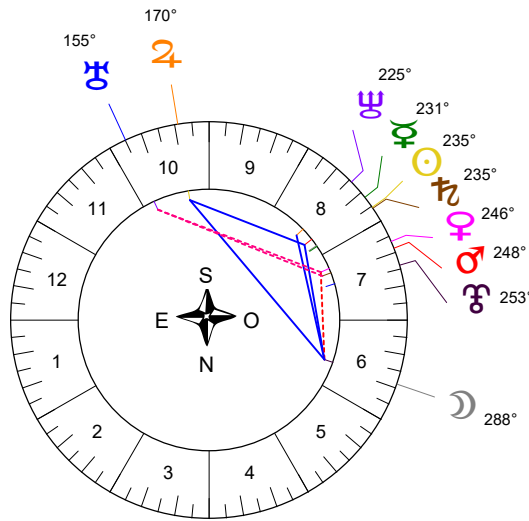
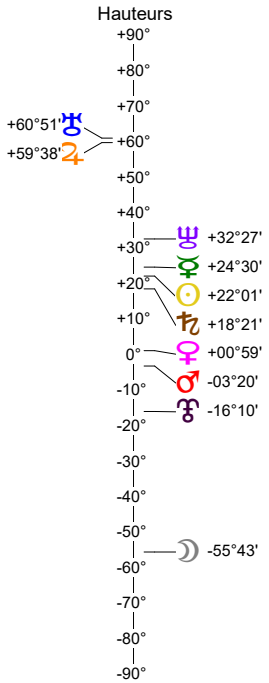
Hauteurs

Sphère locale - Sujet

Déclinaisons

Sphère géo-équatoriale - Objet

Distances à la Terre en UA



| | | |
|---|------------|----|
| ☉ | 0.991 | + |
| ☽ | 386 482 km | - |
| ♁ | 1.340 | <- |
| ♂ | 1.515 | + |
| ♀ | 2.200 | - |
| ♃ | 5.448 | + |
| ♄ | 10.709 | >- |
| ♅ | 19.984 | + |
| ♆ | 30.866 | + |
| ♇ | 35.692 | - |

IG relatives

| | Héliocentr. | Géocentr. |
|---|-------------|-----------|
| ☉ | 74 | 74 |
| ☽ | 54 | 3 |
| ♁ | 5 | 1 |
| ♂ | 87 | 1 |
| ♀ | 89 | 24 |
| ♃ | 33 | 9 |
| ♄ | 25 | 33 |
| ♅ | 71 | 18 |
| ♆ | 52 | 44 |