

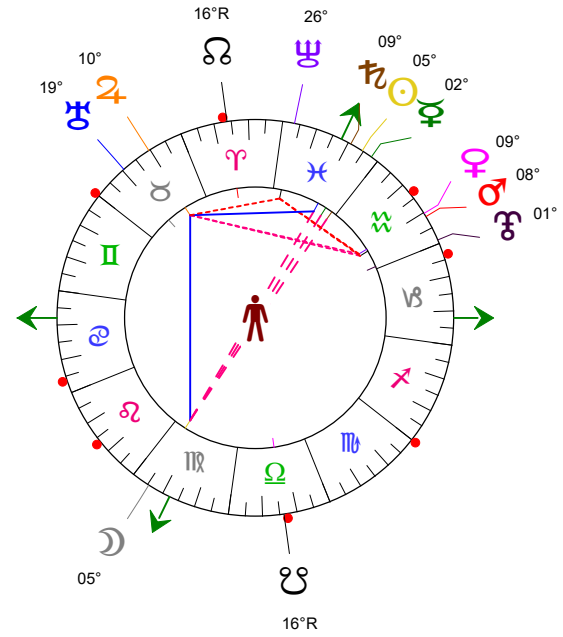
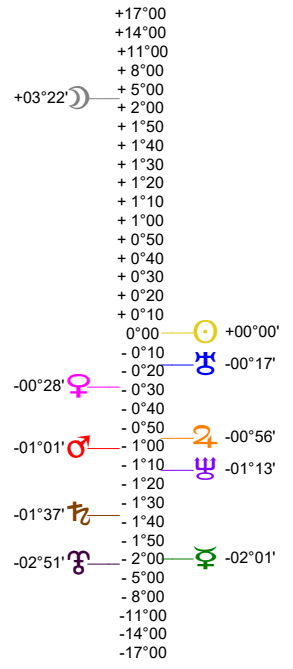

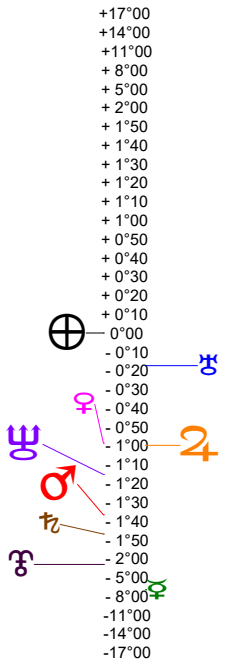
Latitudes héliocentriques

Sphère hélio-écliptique - Intégration

Latitudes géo-écliptiques

Sphère topo-géo-écliptique - Relation

Distances au Soleil en UA



☉	0.990	+
☽	0.404	-
♃	0.727	+
♄	1.419	-
♅	4.996	+
♆	9.722	-
♇	19.605	-
♁	29.902	-
♂	34.959	+

Domification : Placidus

I-VII	07♁♂55
II-VIII	26♁♂20
III-IX	16♁♂35
IV-X	12♁♂14
V-XI	17♁♂12
VI-XII	29♁♂56

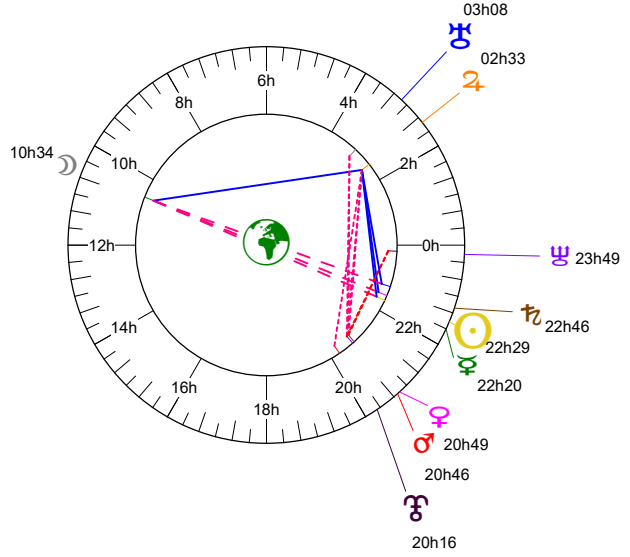
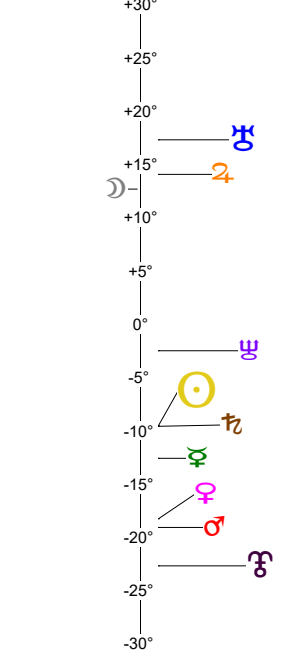
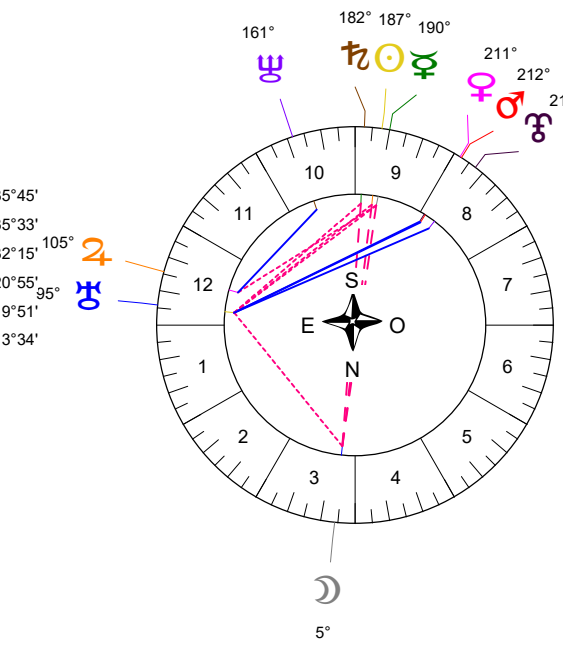
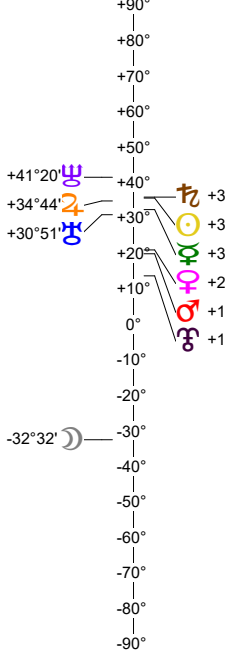
Hauteurs

Sphère locale - Sujet

Déclinaisons

Sphère géo-équatoriale - Objet

Distances à la Terre en UA



☉	0.990	+
☽	405 917 km	+
♃	1.386	<
♄	1.479	+
♅	2.231	-
♆	5.333	+
♇	10.709	<
♁	19.854	+
♂	30.823	+
♁♂	35.771	-

IG relatives

	Héliocentr.	Géocentr.
☉	80	80
☽	26	2
♃	11	1
♄	83	1
♅	90	28
♆	33	9
♇	24	37
♁	71	20
♂	52	43