

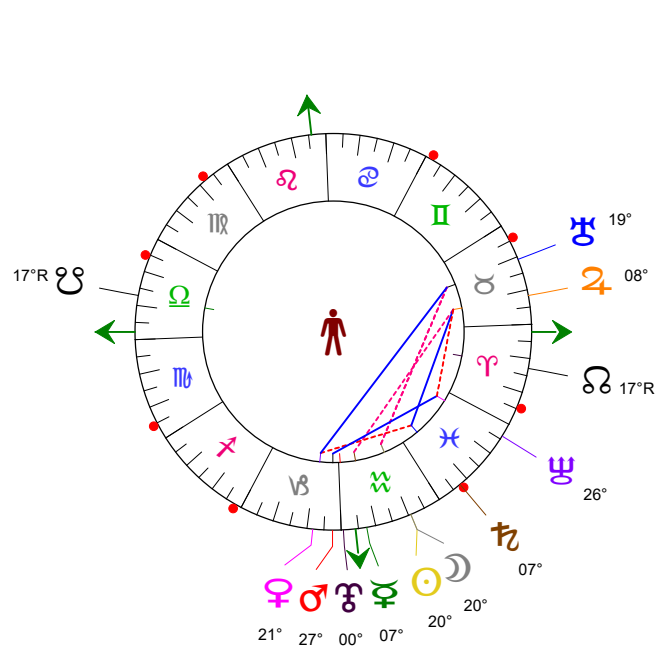
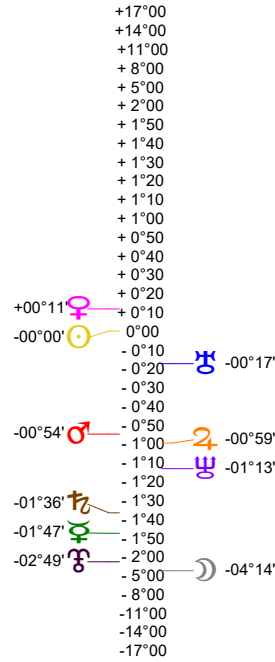
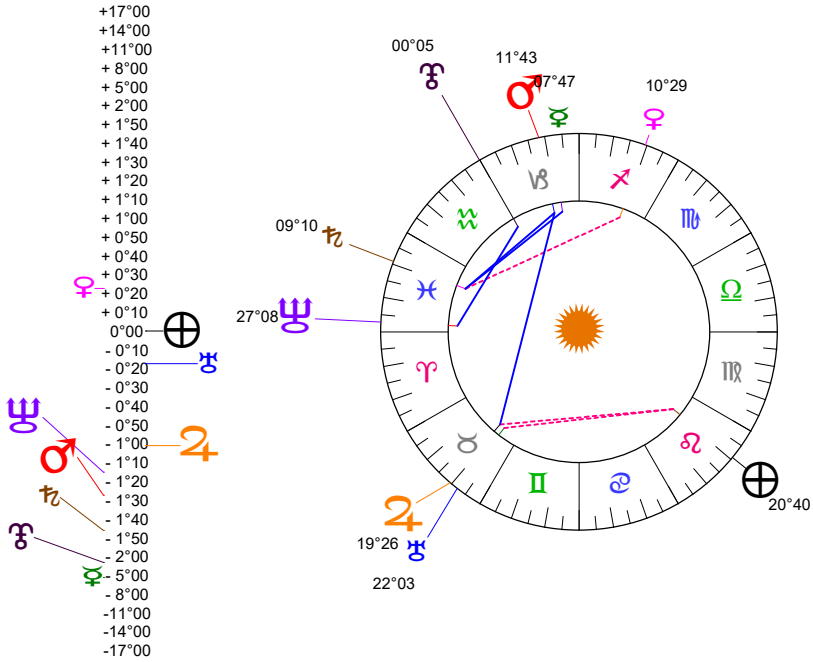
Latitudes héliocentriques

Sphère hélio-écliptique - Intégration

Latitudes géo-écliptiques

Sphère topo-géo-écliptique - Relation

Distances au Soleil en UA



☿	0.987	+
♀	0.459	-
♂	0.726	+
♃	1.433	-
♅	4.993	+
♁	9.726	-
♂♁	19.607	-
♃♁	29.903	-
♅♁	34.950	+

Domification : Placidus

I-VII	27♁♂44
II-VIII	25♁♂27
III-IX	28♂♁11
IV-X	04♃♁08
V-XI	07♁♁40
VI-XII	05♂♁28

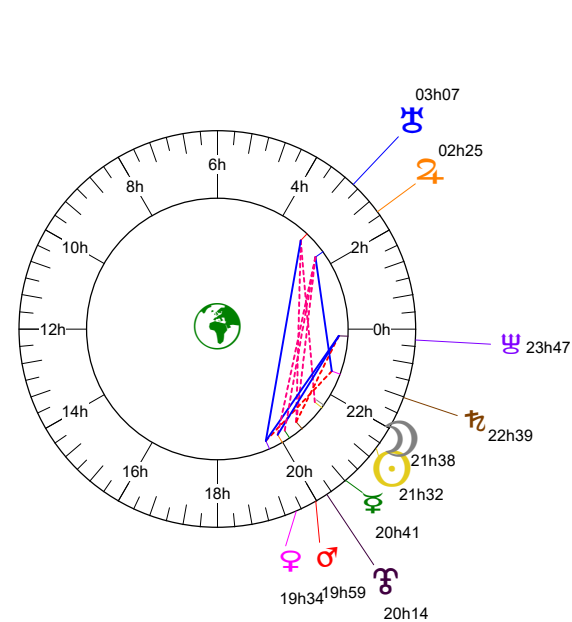
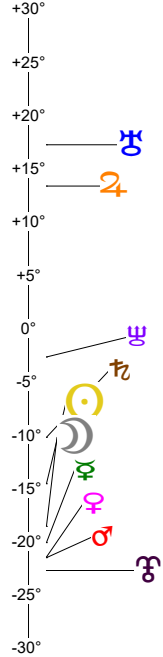
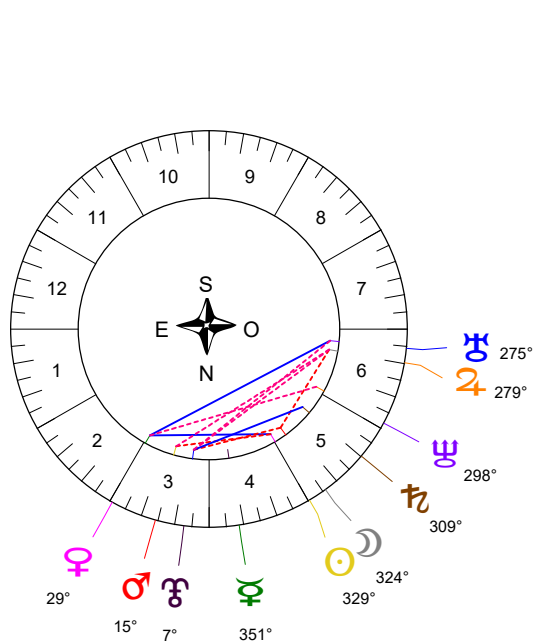
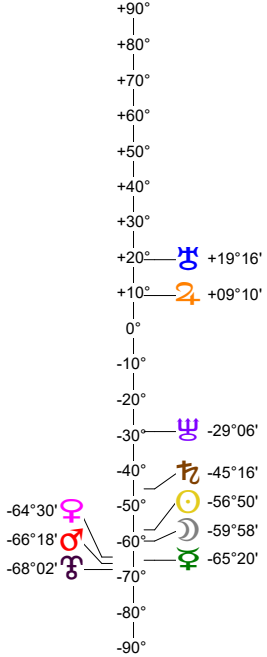
Hauteurs

Sphère locale - Sujet

Déclinaisons

Sphère géo-équatoriale - Objet

Distances à la Terre en UA



☿	0.987	+
♀	358 747 km	-
♂	1.359	+>
♃	1.409	+
♅	2.286	-
♁	5.110	+
♂♁	10.666	+
♃♁	19.608	+
♅♁	30.702	+
♁♁	35.874	-

IG relatives

	Héliocentr.	Géocentr.
☿	89	89
♀	2	3
♂	26	1
♃	77	1
♅	91	35
♁	33	10
♂♁	24	46
♃♁	71	24
♅♁	52	43