

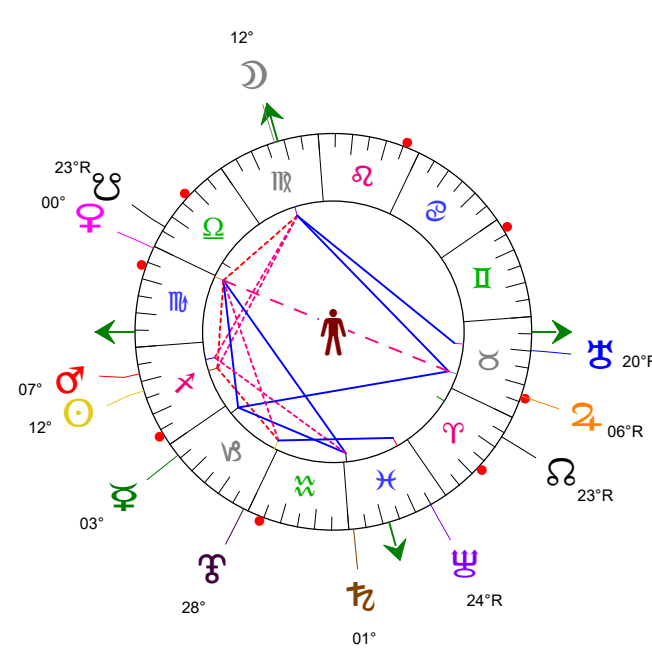
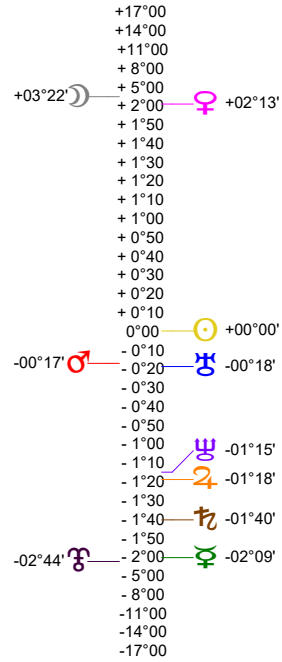
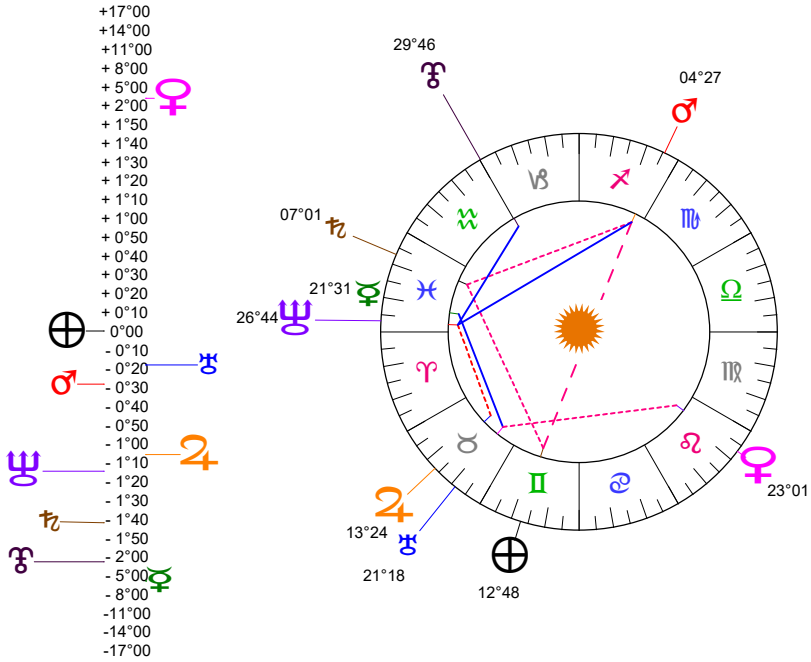
Latitudes héliocentriques

Sphère hélio-écliptique - Intégration

Latitudes géo-écliptiques

Sphère topo-géo-écliptique - Relation

Distances au Soleil en UA



|   |        |   |
|---|--------|---|
| ☉ | 0.986  | - |
| ☾ | 0.366  | - |
| ♁ | 0.719  | + |
| ♂ | 1.515  | - |
| ♃ | 4.980  | + |
| ♅ | 9.745  | - |
| ♁ | 19.618 | - |
| ♁ | 29.904 | - |
| ♁ | 34.905 | + |

Domification : Placidus

|         |          |
|---------|----------|
| I-VII   | 25♁♁32   |
| II-VIII | 26×II40  |
| III-IX  | 04♁♁11   |
| IV-X    | 11×III48 |
| V-XI    | 12♁♁35   |
| VI-XII  | 06♁♁19   |

Rétrogradations

|   |                         |
|---|-------------------------|
| ♁ | du 04 09 23 au 31 12 23 |
| ♂ | du 29 08 23 au 27 01 24 |
| ♃ | du 30 06 23 au 06 12 23 |

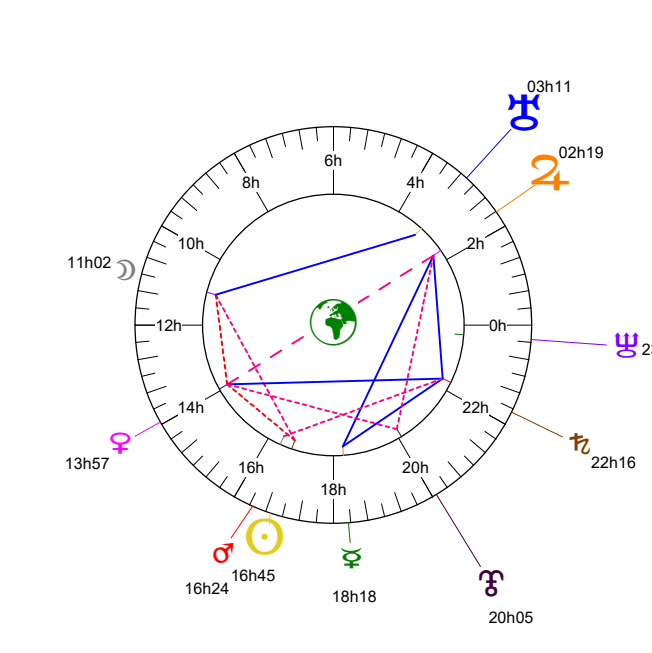
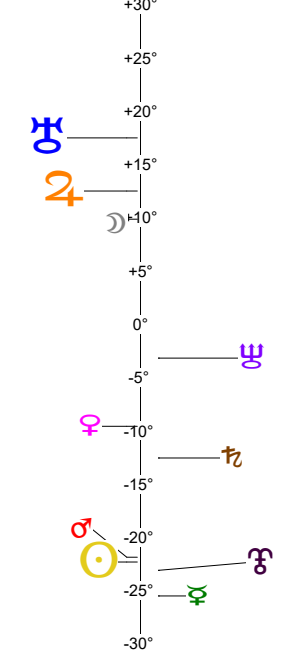
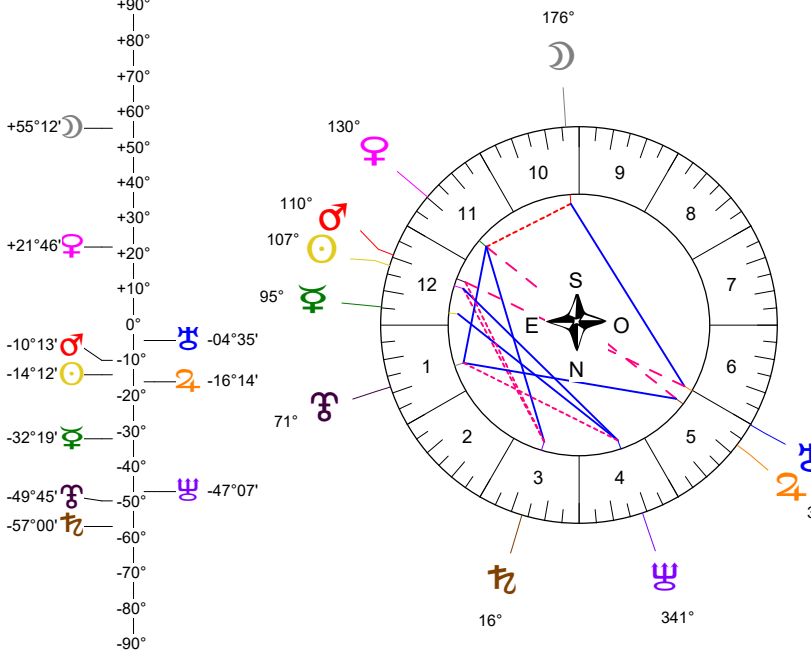
Hauteurs

Sphère locale - Sujet

Déclinaisons

Sphère géo-équatoriale - Objet

Distances à la Terre en UA



|   |            |   |
|---|------------|---|
| ☉ | 0.986      | - |
| ☾ | 404 164 km | - |
| ♁ | 0.998      | - |
| ♂ | 1.004      | + |
| ♃ | 2.495      | - |
| ♅ | 4.150      | + |
| ♁ | 9.893      | + |
| ♁ | 18.704     | + |
| ♁ | 29.683     | + |
| ♁ | 35.584     | + |

IG relatives

|   | Héliocentr. | Géocentr. |
|---|-------------|-----------|
| ☉ | 93          | 93        |
| ☾ | 3           | 3         |
| ♁ | 48          | 17        |
| ♂ | 99          | 4         |
| ♃ | 46          | 0         |
| ♅ | 93          | 84        |
| ♁ | 31          | 29        |
| ♁ | 24          | 79        |
| ♁ | 71          | 60        |
| ♁ | 52          | 44        |