

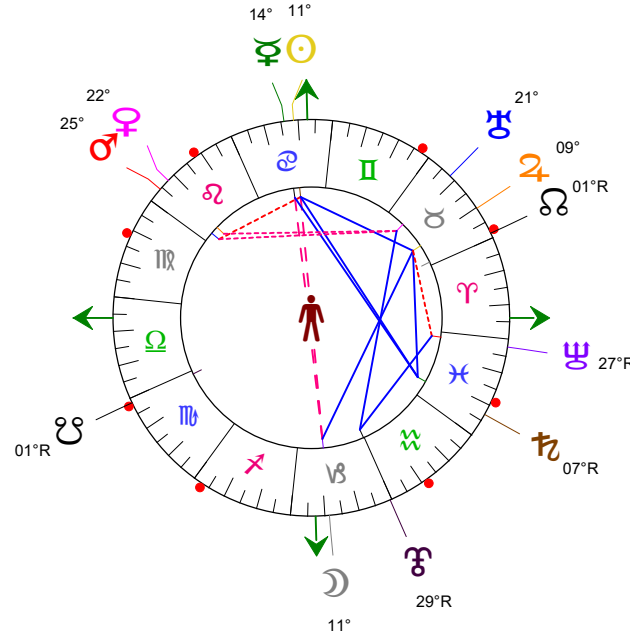
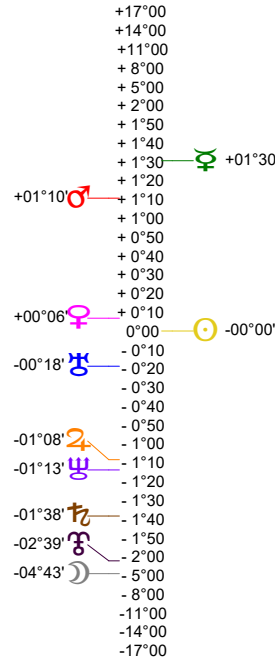
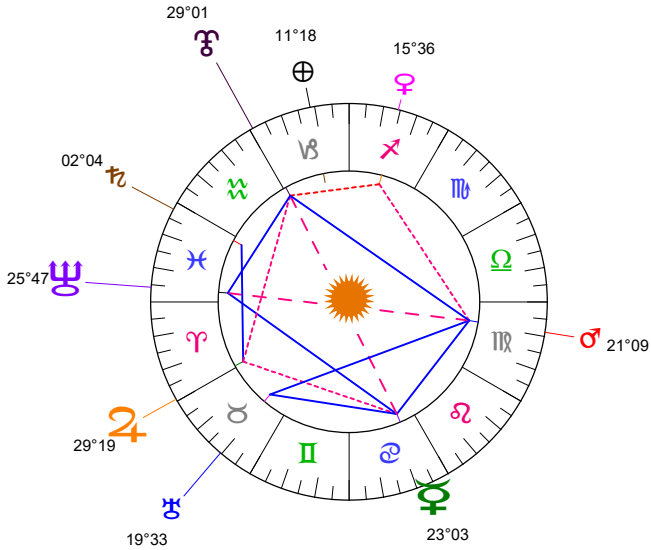
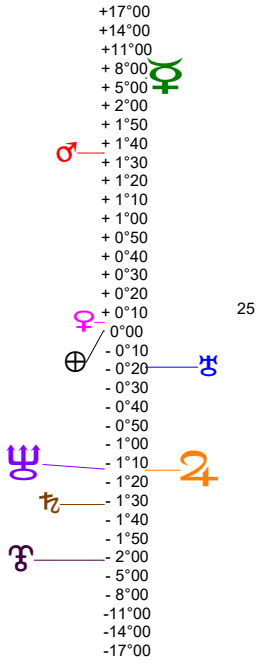
Latitudes héliocentriques

Sphère hélio-écliptique - Intégration

Latitudes géo-écliptiques

Sphère topo-géo-écliptique - Relation

Distances au Soleil en UA



|   |        |   |
|---|--------|---|
| ☉ | 1.017  | ➔ |
| ☽ | 0.318  | + |
| ♁ | 0.726  | + |
| ♂ | 1.660  | - |
| ♀ | 4.959  | + |
| ♄ | 9.788  | - |
| ♃ | 19.642 | - |
| ♅ | 29.908 | - |
| ♆ | 34.800 | + |

Domification : Placidus

|         |        |
|---------|--------|
| I-VII   | 06♉°08 |
| II-VIII | 02♌♁01 |
| III-IX  | 02♋♁47 |
| IV-X    | 07♌♁23 |
| V-XI    | 11♌♁33 |
| VI-XII  | 11♋♁25 |

Rétrogradations

|   |                         |
|---|-------------------------|
| ♃ | du 17 06 23 au 04 11 23 |
| ♅ | du 30 06 23 au 06 12 23 |
| ♆ | du 01 05 23 au 11 10 23 |

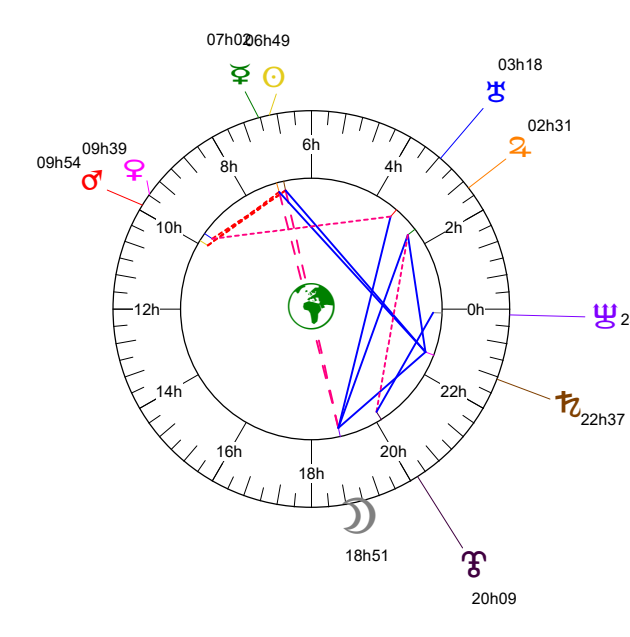
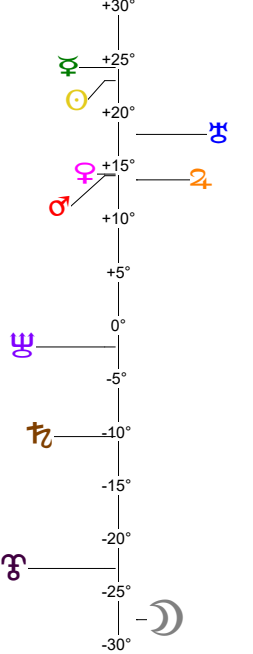
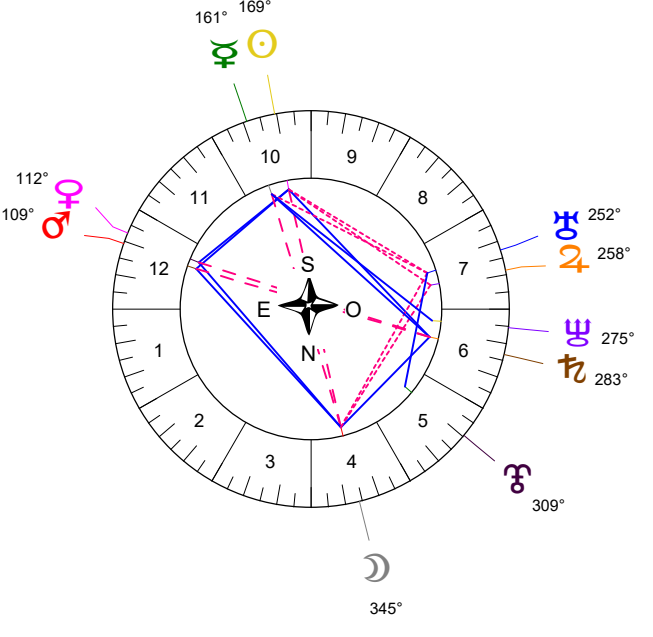
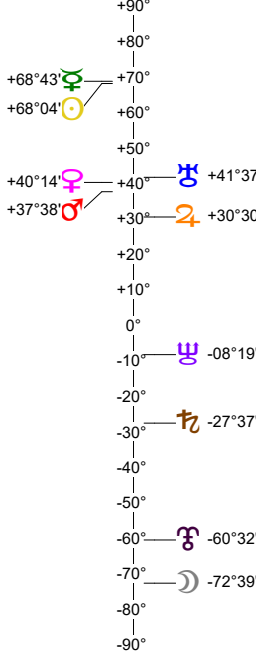
Hauteurs

Sphère locale - Sujet

Déclinaisons

Sphère géo-équatoriale - Objet

Distances à la Terre en UA



|    |            |    |
|----|------------|----|
| ☉  | 1.017      | ➔  |
| ☽  | 361 935 km | -  |
| ♁  | 1.328      | <- |
| ♂  | 0.480      | -  |
| ♀  | 2.226      | +  |
| ♄  | 5.361      | -  |
| ♃  | 9.179      | -  |
| ♅  | 20.287     | -  |
| ♆  | 29.652     | -  |
| ♁♂ | 33.834     | -  |

IG relatives

| Héliocentr. | ♁♂ | Géocentr. | ☽  |
|-------------|----|-----------|----|
| ☉           | 0  | ☽         | -2 |
| ☽           | 89 | ♁♂        | 3  |
| ♁           | 22 | ♁♂        | 27 |
| ♂           | 2  | ♁♂        | 1  |
| ♀           | 98 | ♁♂        | 27 |
| ♄           | 28 | ♁♂        | 51 |
| ♃           | 23 | ♁♂        | 23 |
| ♅           | 70 | ♁♂        | 62 |
| ♆           | 53 | ♁♂        | 53 |