

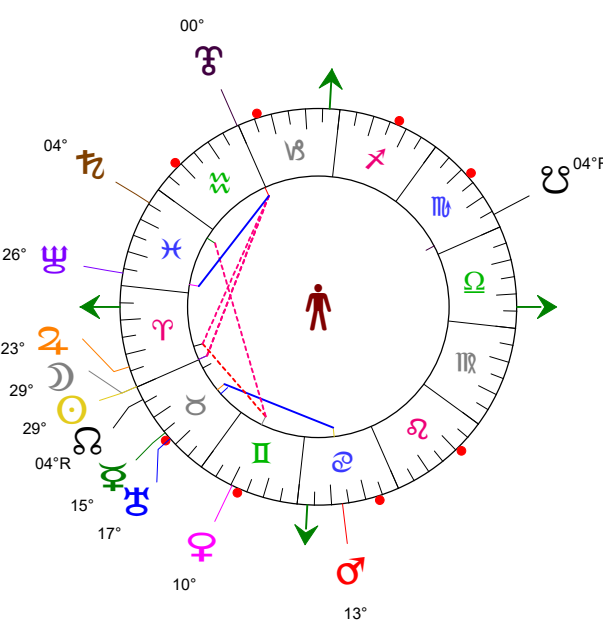
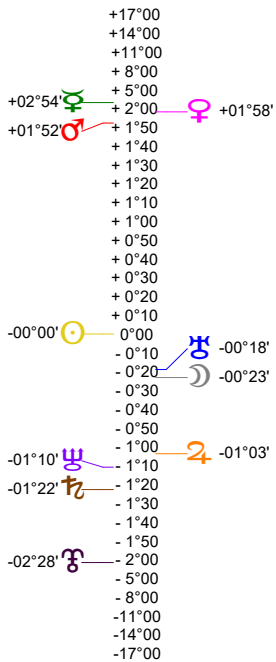
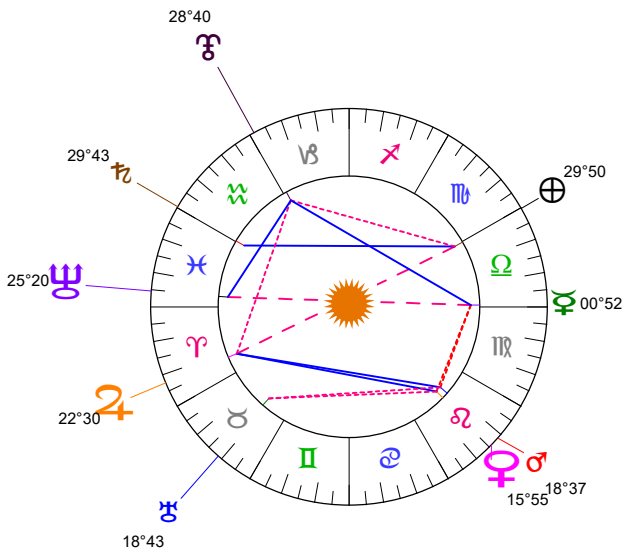
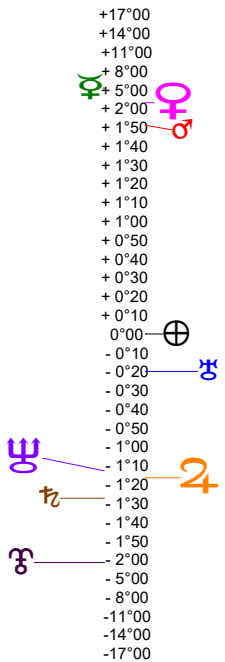
Latitudes héliocentriques

Sphère hélio-écliptique - Intégration

Latitudes géo-écliptiques

Sphère topo-géo-écliptique - Relation

Distances au Soleil en UA



♃	1.004	+
♄	0.388	+
♅	0.718	<+
♆	1.658	+
♇	4.953	+
♈	9.808	-
♉	19.653	-
♊	29.910	-
♋	34.750	+

Domification : Placidus

I-VII	06°♉11
II-VIII	17°♊27
III-IX	12°♋40
IV-X	02°♌59
V-XI	23°♍49
VI-XII	21°♎01

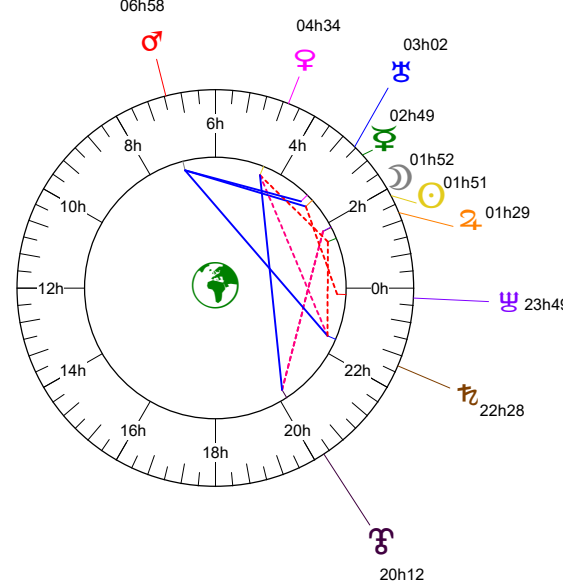
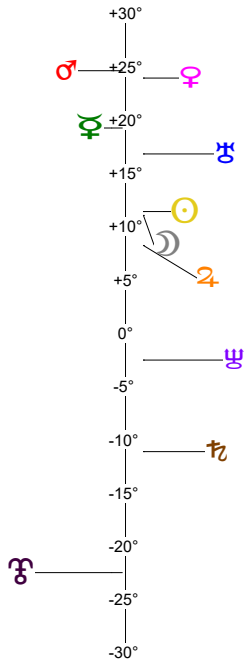
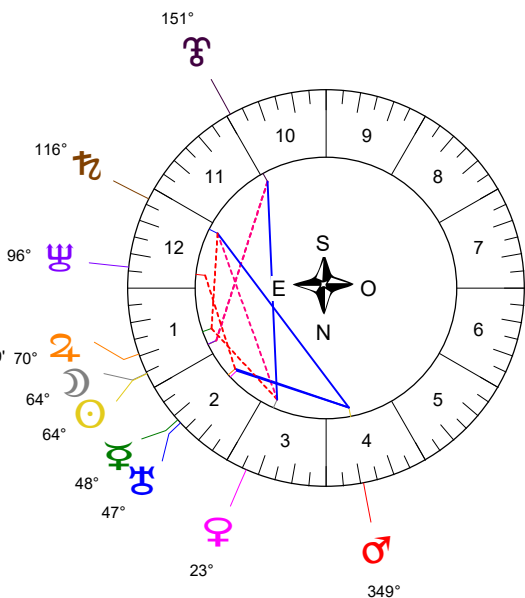
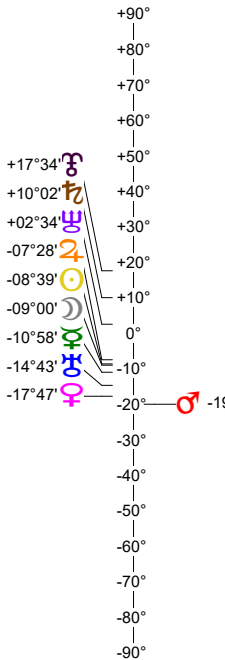
Hauteurs

Sphère locale - Sujet

Déclinaisons

Sphère géo-équatoriale - Objet

Distances à la Terre en UA



♃	1.004	+
♄	375 905 km	+
♅	0.693	>
♆	1.061	-
♇	1.639	+
♈	5.951	-
♉	10.345	-
♊	20.606	+
♋	30.743	-
♌	34.744	-

IG relatives

	Héliocentr.	Géocentr.
♃	35	34
♄	34	67
♅	100	4
♆	2	3
♇	99	11
♈	26	17
♉	22	14
♊	70	22
♋	53	49