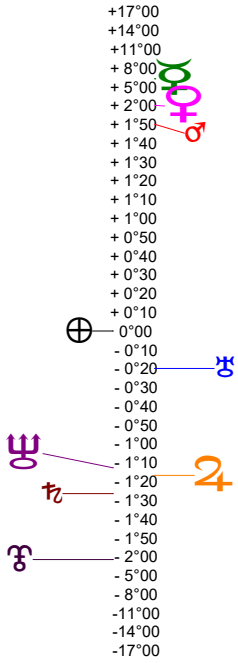
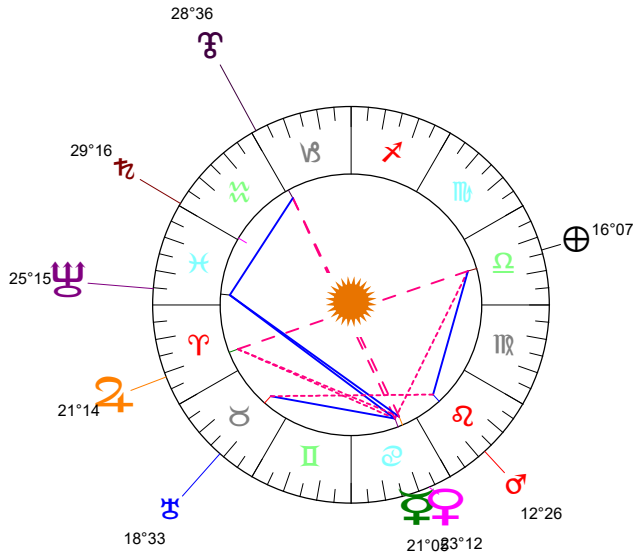


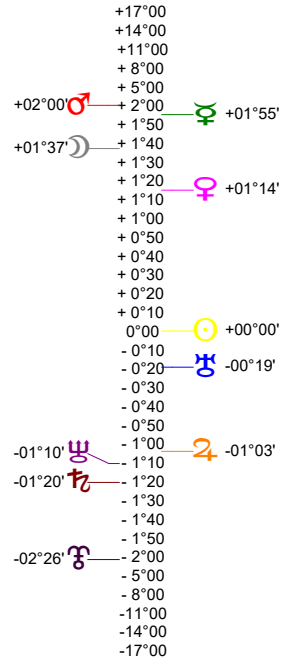
Latitudes héliocentriques



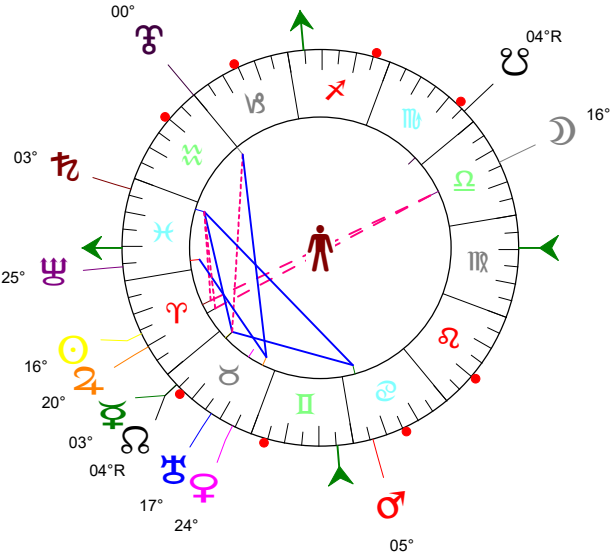
Sphère hélio-écliptique - Intégration



Latitudes géo-écliptiques



Sphère topo-géo-écliptique - Relation



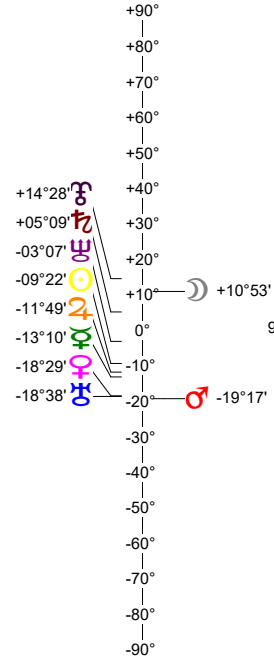
Distances au Soleil en UA

☉	1.000	+
☽	0.316	+
☿	0.719	-
♀	1.651	+
♁	4.953	+
♃	9.811	-
♄	19.656	-
♅	29.910	-
♁	34.741	+

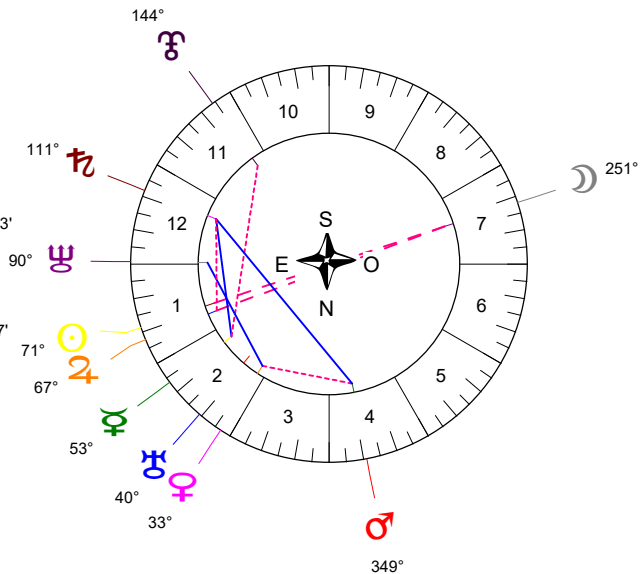
Maisons Placidus

I-VII	20♁♁28
II-VIII	06♄♁35
III-IX	04♁♁22
IV-X	25♁♁23
V-XI	15♄♁36
VI-XII	10♄♁20

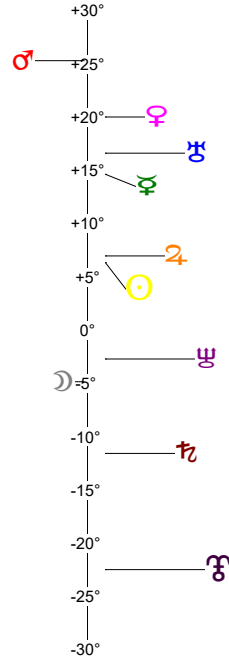
Hauteurs



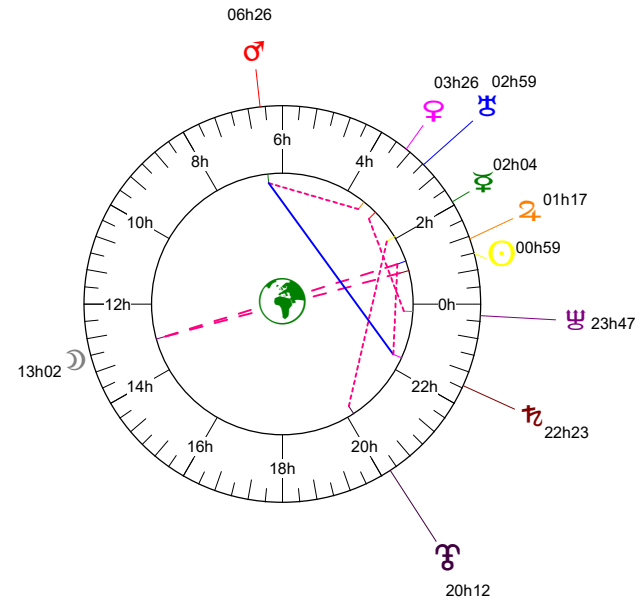
Sphère locale - Sujet



Déclinaisons



Sphère géo-équatoriale - Objet



Distances à la Terre en UA

☉	1.000	+
☽	391 134 km	-
☿	1.023	-
♀	1.158	-
♁	1.505	+
♃	5.950	+
♄	10.521	-
♅	20.507	+
♁	30.847	-
♁	34.971	-

IG relatives

	Héliocentr.	Géocentr.
☉	47	46
☽	4	30
☿	90	15
♀	97	3
♁	4	4
♃	100	11
♄	26	13
♅	22	17
♁	70	19
♁	53	47