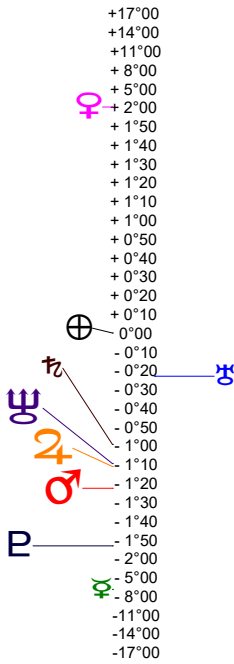
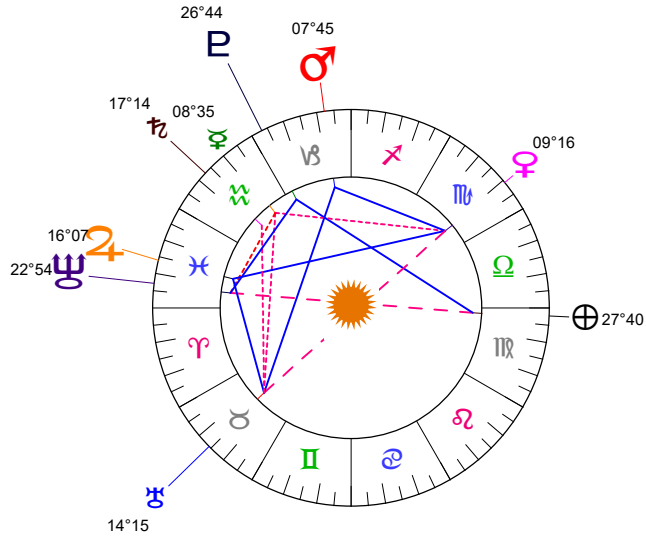


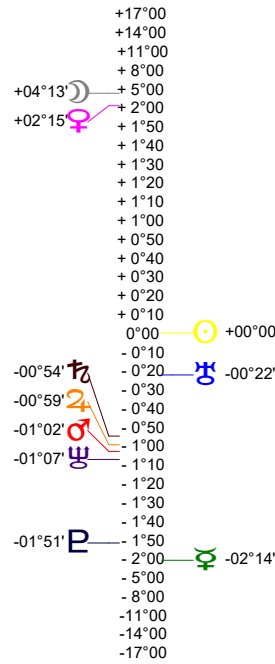
Latitudes héliocentriques



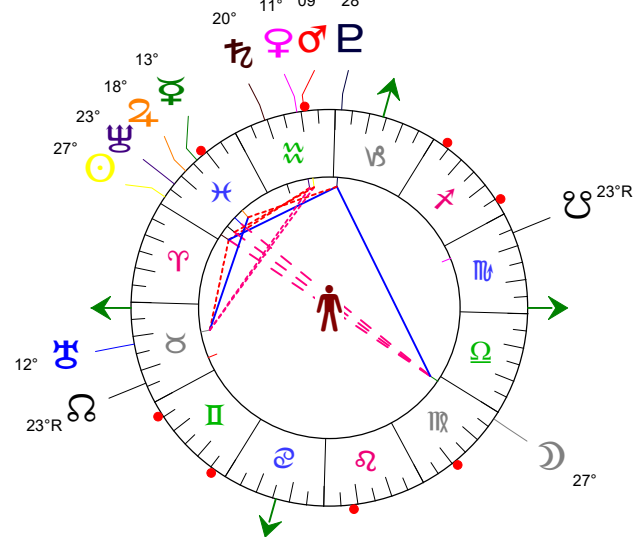
Sphère hélio-écliptique - Intégration



Latitudes géo-écliptiques



Sphère topo-géo-écliptique - Relation



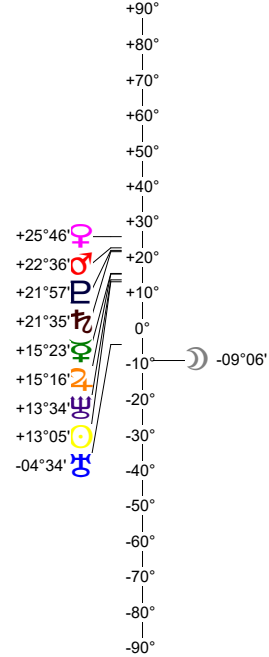
Distances au Soleil en UA

☉	0.995	+
☽	0.426	-
♃	0.723	+
♁	1.441	-
♂	4.978	-
♅	9.904	-
♄	19.712	-
♃	29.919	-
♂	34.484	+

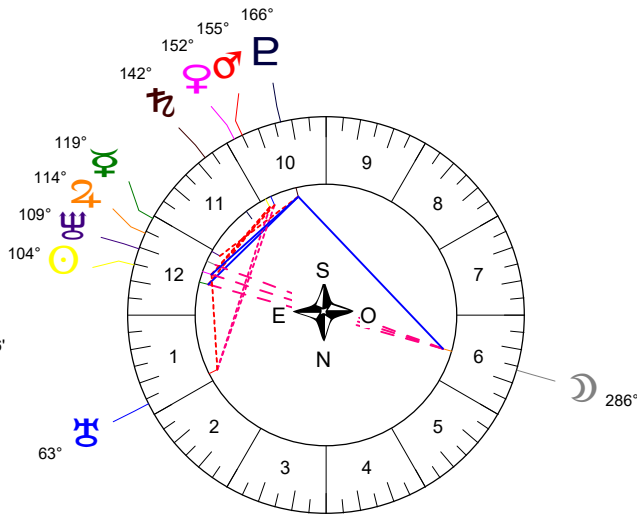
Domification : Placidus

I-VII	01♁♂42
II-VIII	04♁♂10
III-IX	26♁♂07
IV-X	16♁♂00
V-XI	08♁♂40
VI-XII	10♁♂57

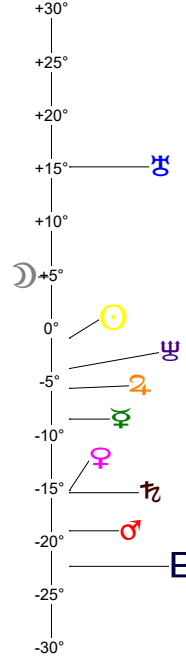
Hauteurs



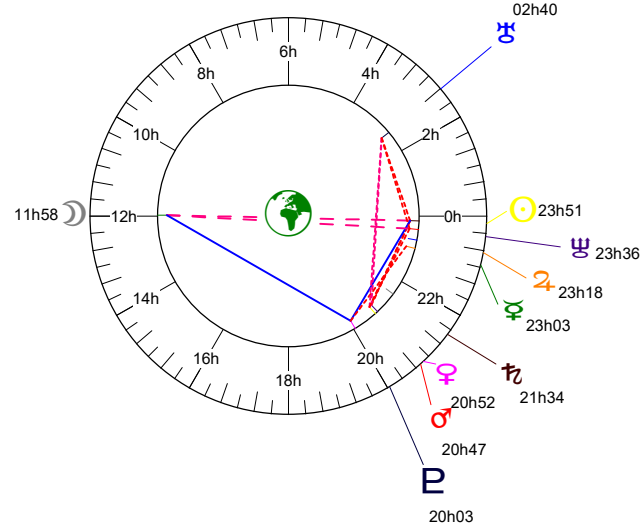
Sphère locale - Sujet



Déclinaisons



Sphère géo-équatoriale - Objet



Distances à la Terre en UA

☉	0.995	+
☽	380 830 km	->
♃	1.313	+>
♁	0.662	+
♂	1.889	-
♅	5.956	-
♄	10.680	-
♃	20.409	+
♂	30.910	->
♁	34.979	-

IG relatives

	Héliocentr.	Géocentr.
☉	63	63
☽	15	4
♃	52	13
♁	74	2
♂	94	11
♅	18	9
♄	19	20
♃	69	17
♂	54	47