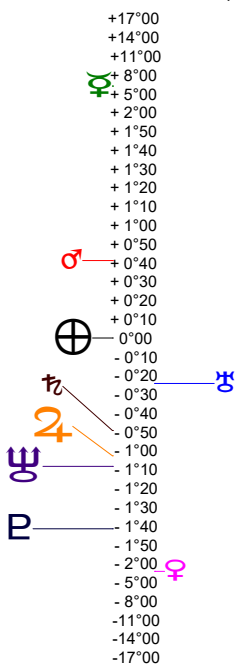
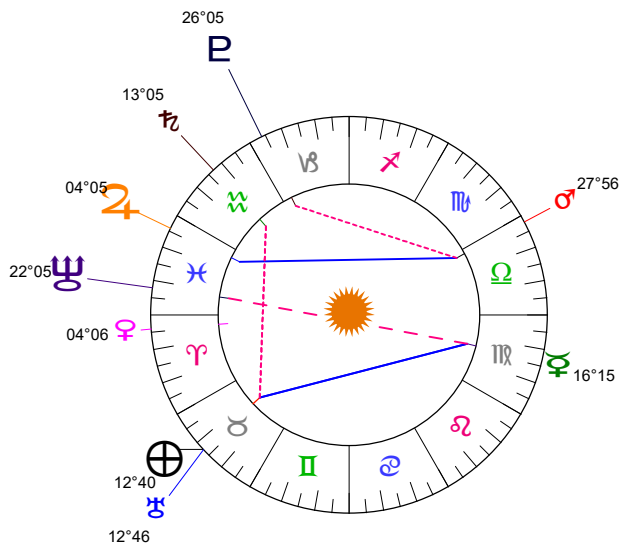


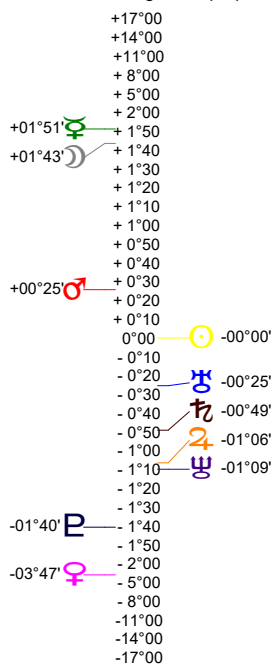
Latitudes héliocentriques



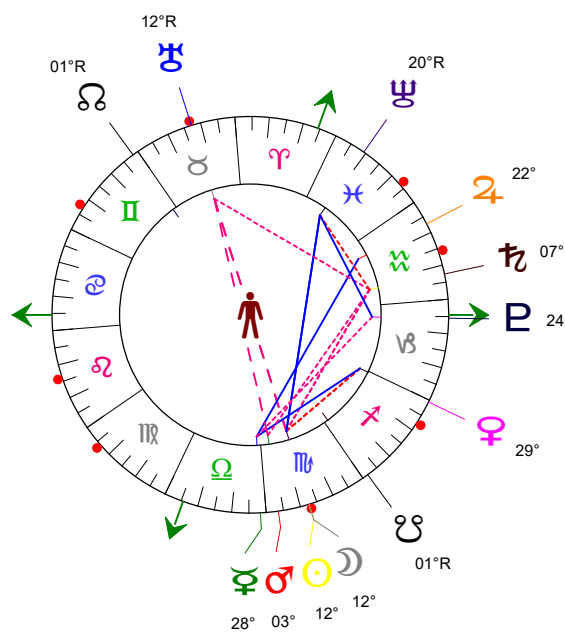
Sphère hélio-écliptique - Intégration



Latitudes géo-écliptiques



Sphère topo-géo-écliptique - Relation



Distances au Soleil en UA

☉	0.992	-
☽	0.368	+
♃	0.726	-
♄	1.604	-
♅	5.006	-
♆	9.932	-
♇	19.731	-
♁	29.921	-
♂	34.396	+

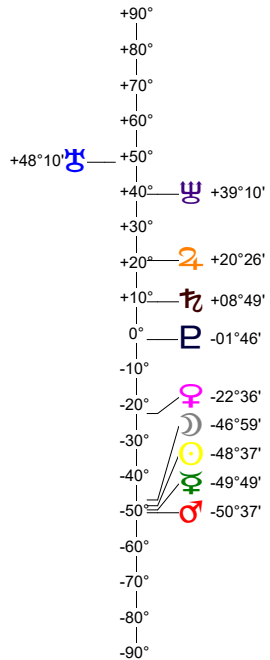
Domification : Placidus

I-VII	25♁♂27
II-VIII	14♄♁03
III-IX	06♁♁25
IV-X	05♁♁35
V-XI	12♁♁56
VI-XII	22♁♁28

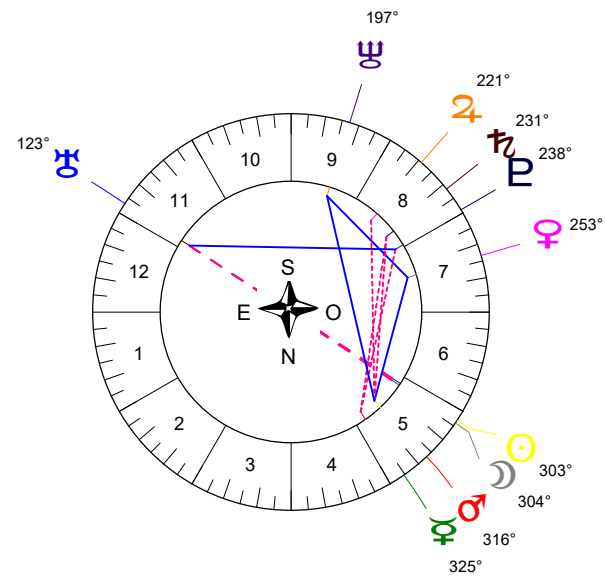
Rétrogradations

♄	du 20 08 21 au 18 01 22
♅	du 25 06 21 au 01 12 21

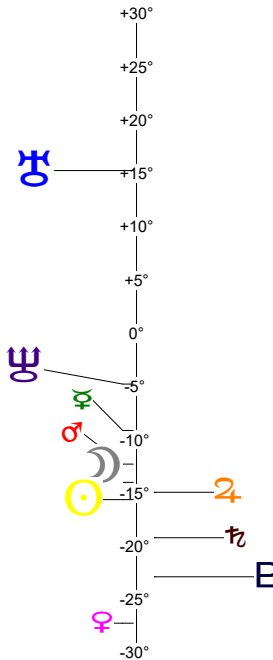
Hauteurs



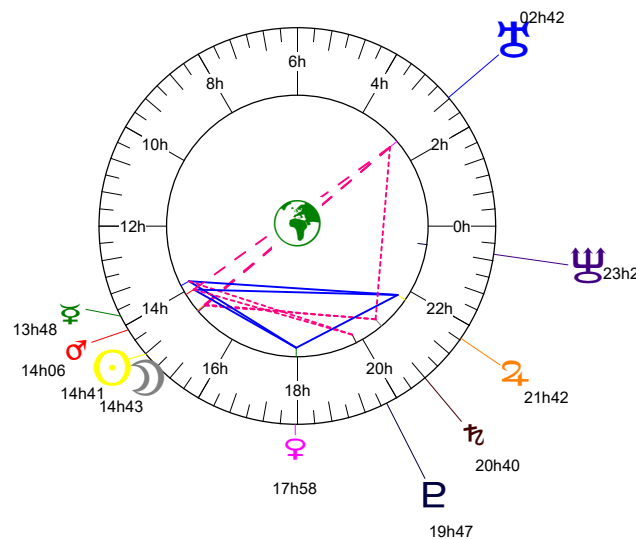
Sphère locale - Sujet



Déclinaisons



Sphère géo-équatoriale - Objet



Distances à la Terre en UA

☉	0.992	-
☽	359 850 km	-
♃	1.233	+
♄	0.622	-
♅	2.575	-
♆	4.734	+
♇	9.974	+
♁	18.739	+
♂	29.302	+
♁♂	34.692	+

IG relatives

	Héliocentr.	Géocentr.
☉	74	73
☽		110
♃	46	6
♄	19	15
♅	17	0
♆	88	51
♇	15	27
♁	18	77
♂	69	75
♁♂	55	49