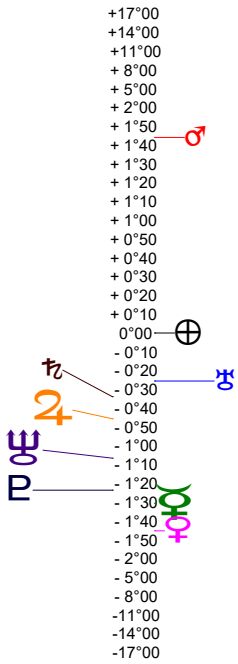
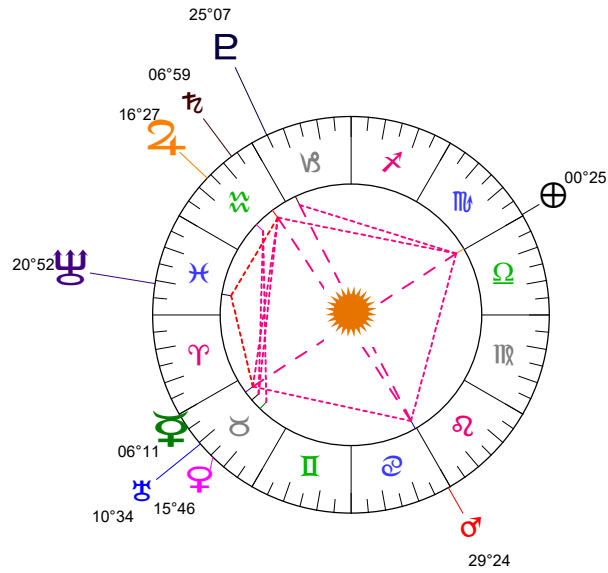


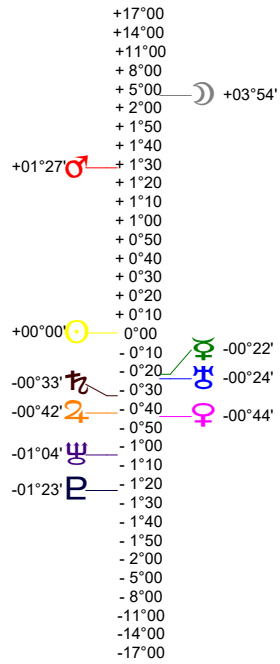
Latitudes héliocentriques



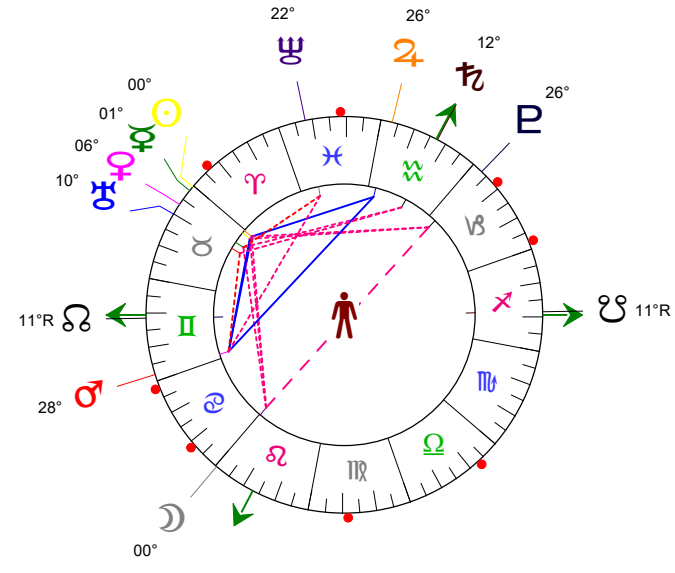
Sphère hélio-écliptique - Intégration



Latitudes géo-écliptiques



Sphère topo-géo-écliptique - Relation



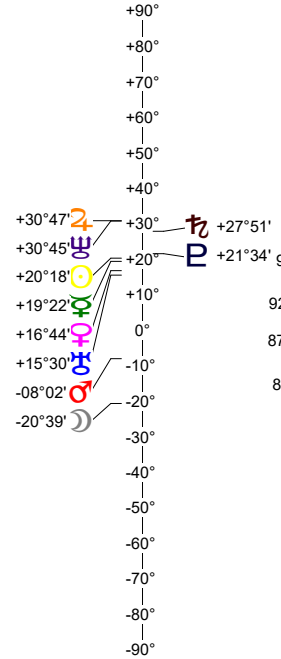
Distances au Soleil en UA

☉	1.005	+
☽	0.321	-
☿	0.723	-
♁	1.632	+
♂	5.060	-
♃	9.969	-
♅	19.758	-
♁	29.925	-
♃	34.264	+

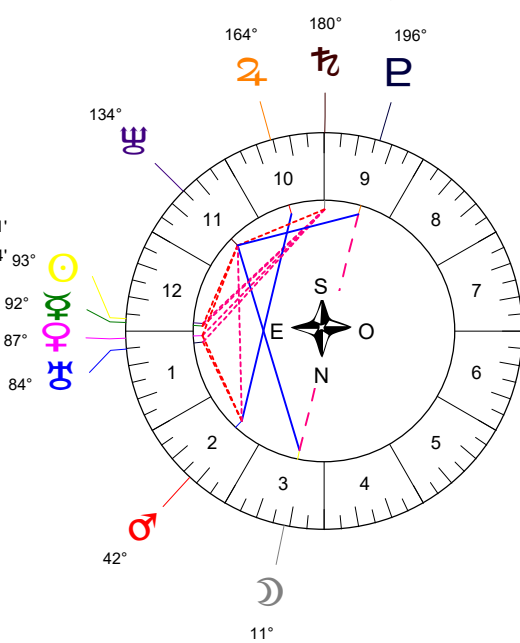
Domification : Placidus

I-VII	10IIx35
II-VIII	02@V08
III-IX	21@V27
IV-X	13@V00
V-XI	11@V39
VI-XII	23@V12

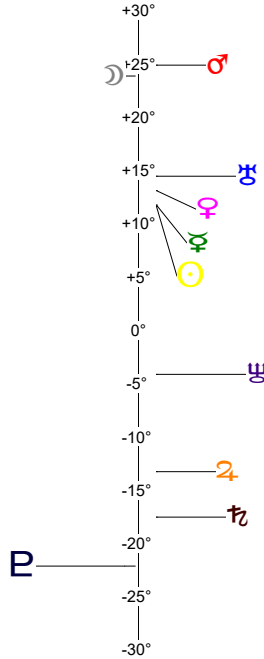
Hauteurs



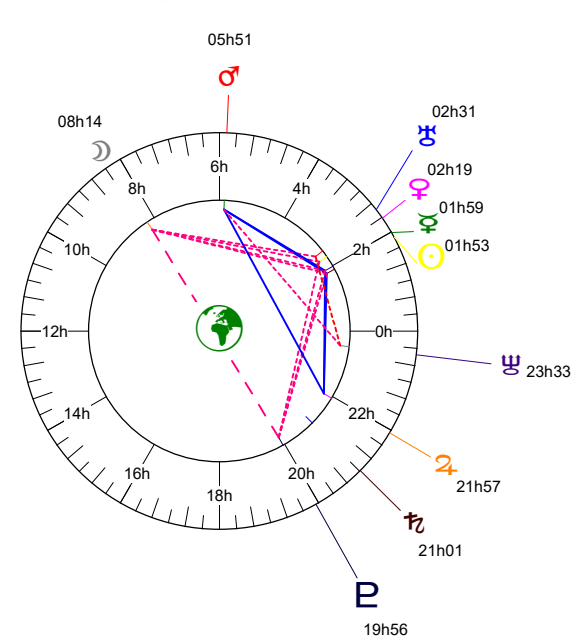
Sphère locale - Sujet



Déclinaisons



Sphère géo-équatoriale - Objet



Distances à la Terre en UA

☉	1.005	+
☽	391 345 km	-
☿	1.325	<
♁	1.712	-
♂	1.932	+
♃	5.424	-
♅	10.133	-
♁	20.747	+
♃	30.706	-
♅	34.186	-

IG relatives

	Héliocentr.	Géocentr.
☉	35	34
☽		30
☿	85	4
♁	53	0
♂	9	2
♃	76	25
♅	12	23
♁	17	10
♃	68	24
♅	56	51