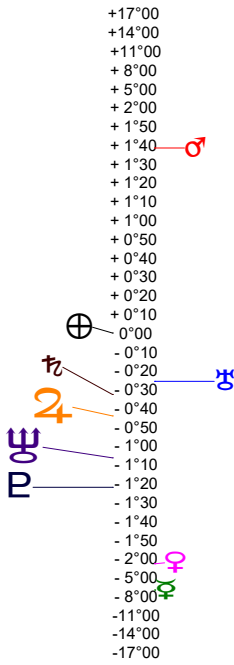
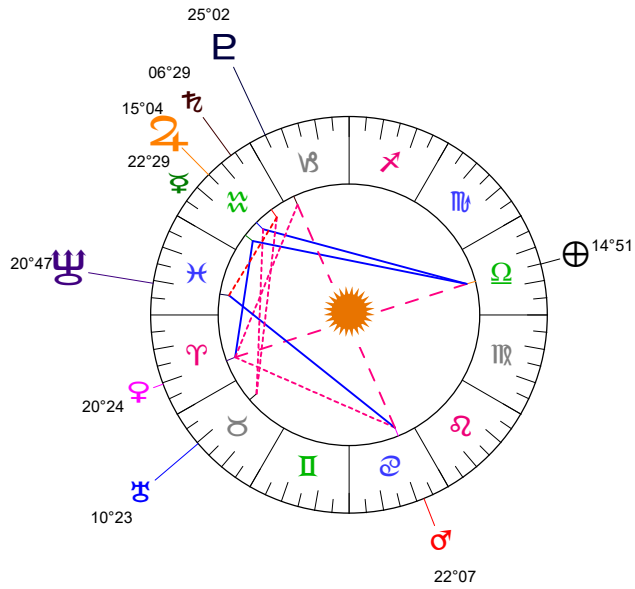


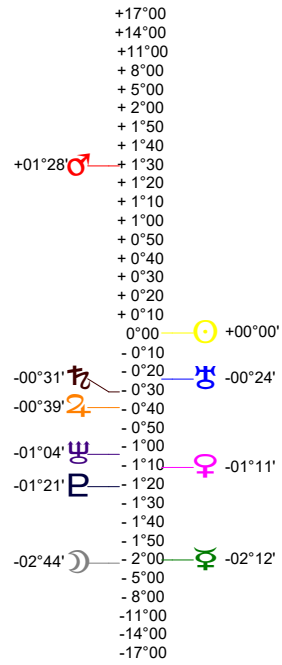
Latitudes héliocentriques



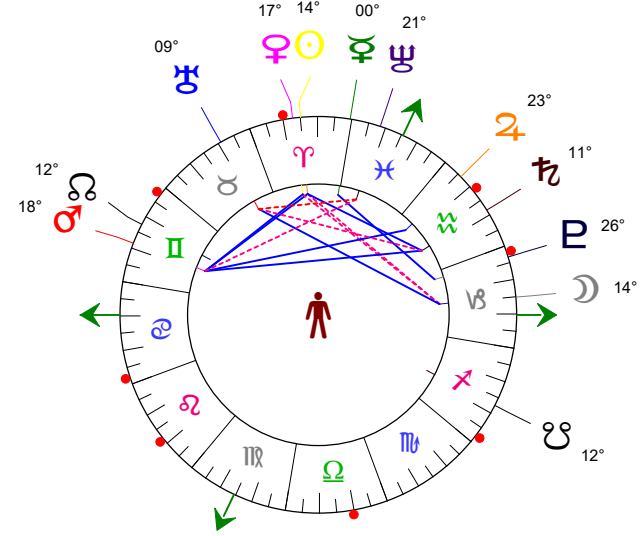
Sphère hélio-écliptique - Intégration



Latitudes géo-écliptiques



Sphère topo-géo-écliptique - Relation



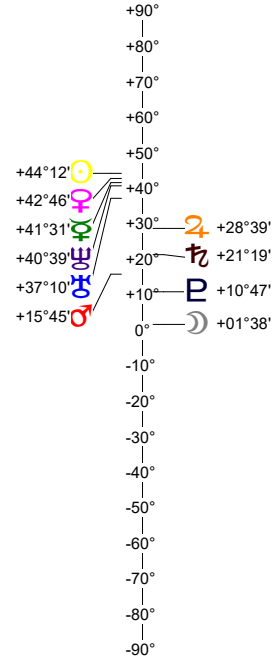
Distances au Soleil en UA

☉	1.000	+
☽	0.406	-
♂	0.725	-
♀	1.619	+
♁	5.065	-
♂	9.972	-
♃	19.760	-
♄	29.925	-
♅	34.253	+

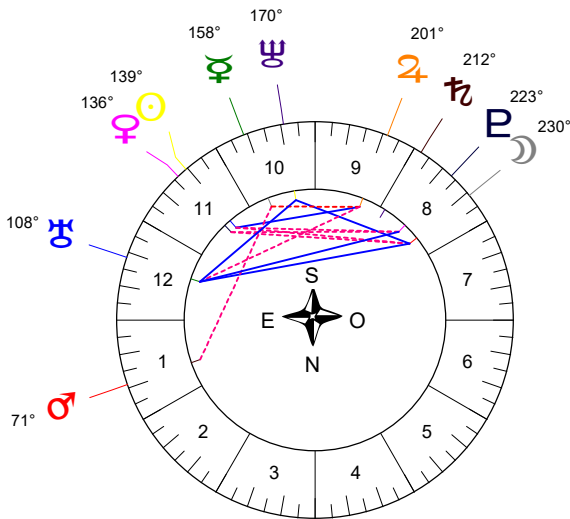
Domification : Placidus

I-VII	09♁♂42
II-VIII	28♁♂04
III-IX	18♁♂29
IV-X	14♁♂28
V-XI	19♁♂47
VI-XII	02♁♂18

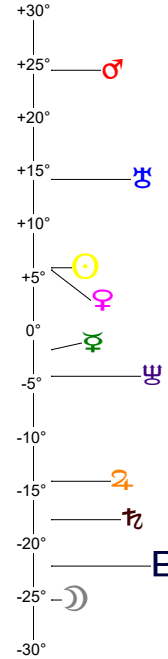
Hauteurs



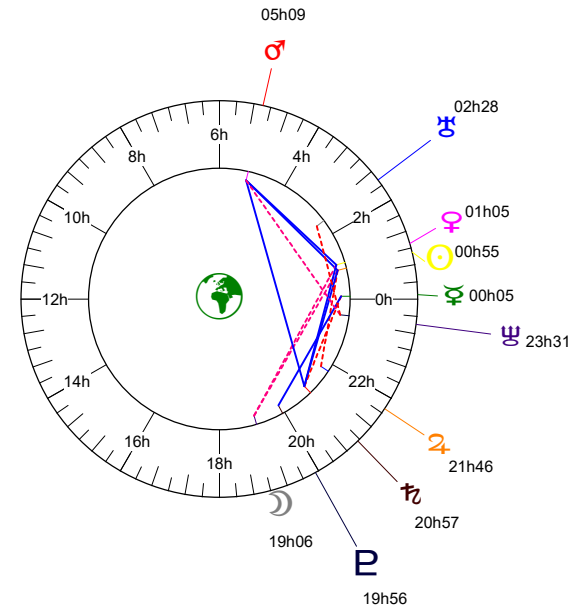
Sphère locale - Sujet



Déclinaisons



Sphère géo-équatoriale - Objet



Distances à la Terre en UA

☉	1.000	+
☽	376 546 km	+
♂	1.288	+
♀	1.723	-
♁	1.792	+
♂	5.635	-
♃	10.382	-
♄	20.667	+
♅	30.841	-
♁	34.444	-

IG relatives

	Héliocentr.	Géocentr.
☉	48	47
☽		65
♂	24	5
♀	31	0
♁	13	2
♂	75	19
♃	12	16
♄	17	12
♅	68	19
♁	56	50