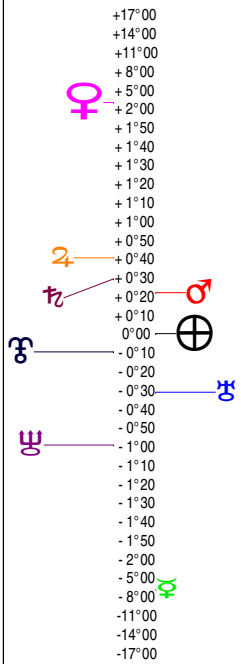
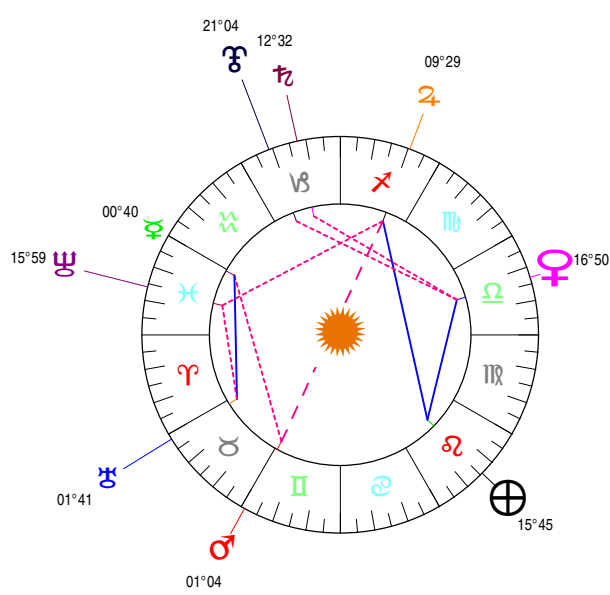


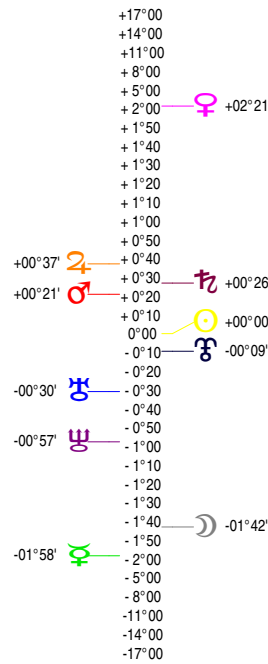
Latitudes héliocentriques



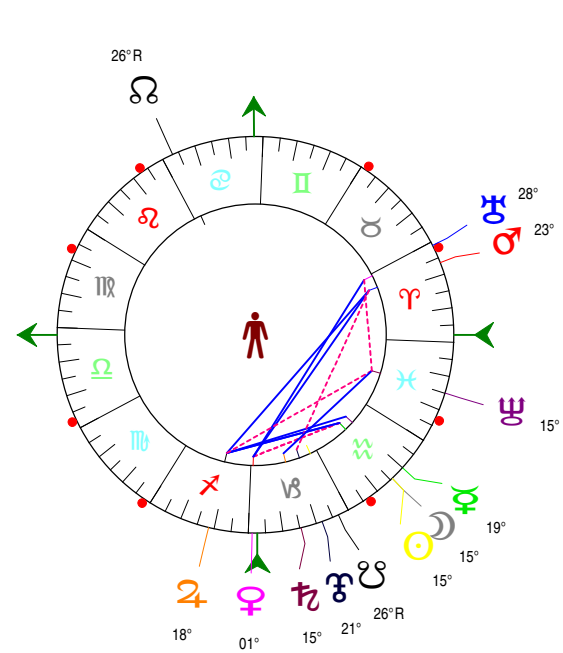
Sphère hélio-écliptique - Intégration



Latitudes géo-écliptiques



Sphère topo-géo-écliptique - Relation



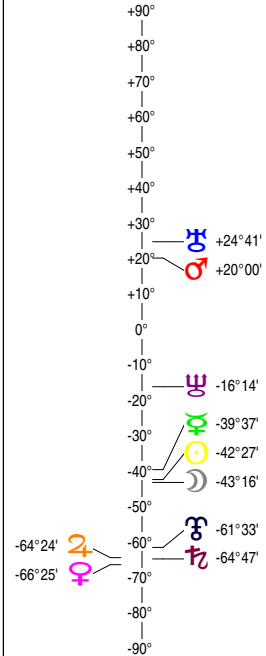
Distances au Soleil en UA

♁	0.986	+
♂	0.395	-
♀	0.721	+
♃	1.497	+
♄	5.340	-
♅	10.059	-
♆	19.858	-
♇	29.938	-
♈	33.734	+

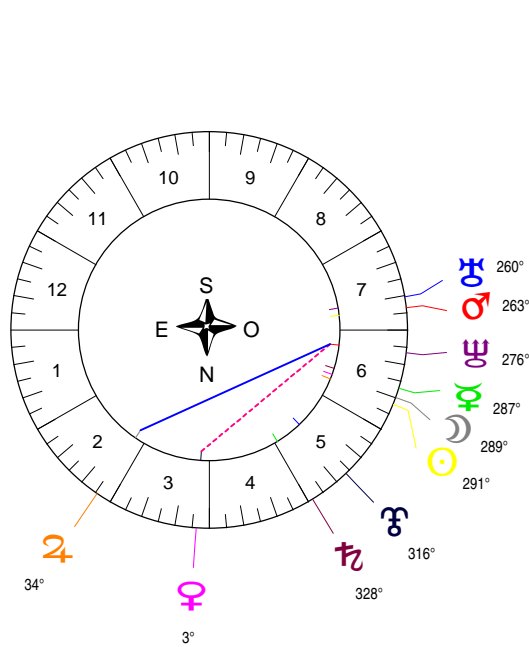
Maisons Placidus

I-VII	02♁♂07
II-VIII	27♁♂39
III-IX	28♁♂07
IV-X	02♁♂33
V-XI	06♁♂250
VI-XII	07♁♂1000

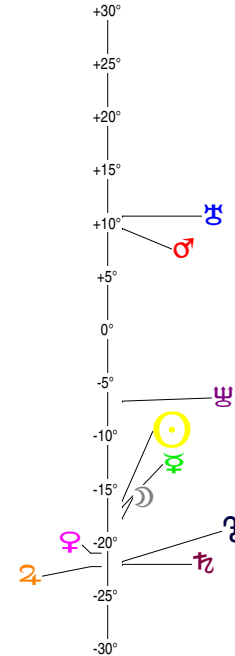
Hauteurs



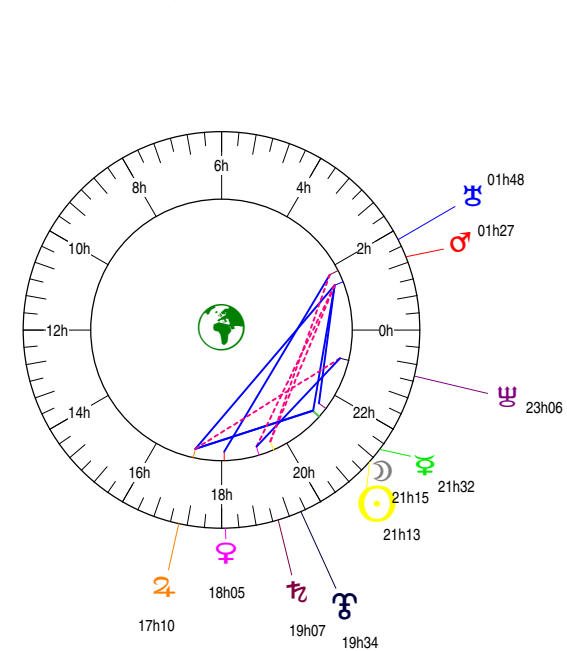
Sphère locale - Sujet



Déclinaisons



Sphère géo-équatoriale - Objet



Distances à la Terre en UA

♁	0.986	+
♂	406 470 km	→
♀	1.369	↘
♃	0.897	+
♄	1.560	+
♅	5.807	.
♆	10.897	.
♇	20.120	+
♈	30.794	+
♉	34.633	.

IG relatives

	Héliocentr.	Géocentr.
♁	92	92
♂		-2
♀	31	2
♃	71	6
♄	52	4
♅	21	14
♆	5	5
♇	12	29
♈	66	21
♉	59	49