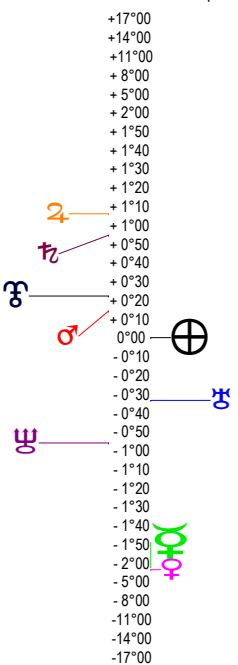
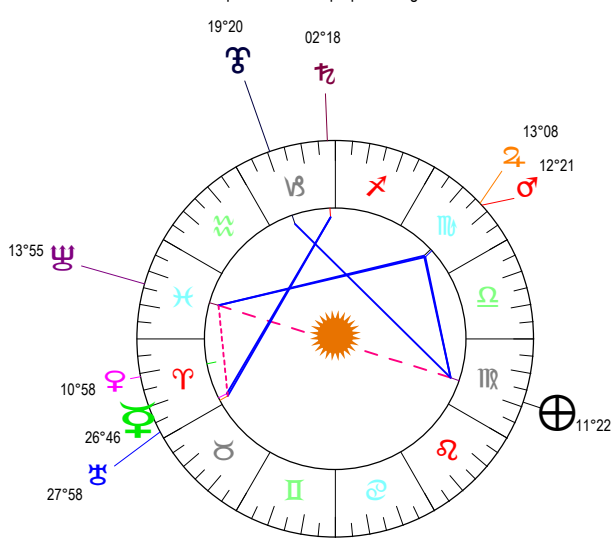


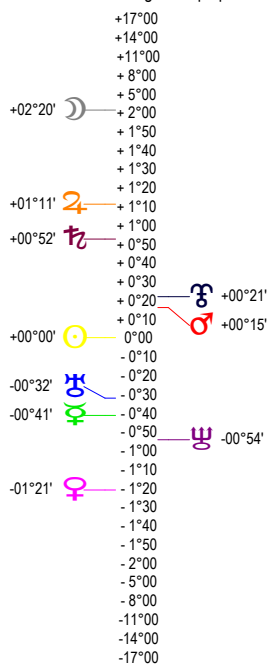
Latitudes héliocentriques



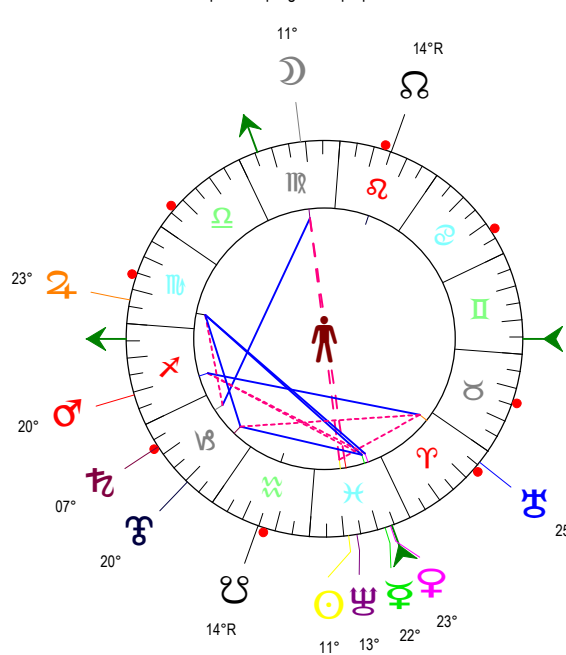
Sphère hélio-écliptique - Intégration



Latitudes géo-écliptiques



Sphère topo-géo-écliptique - Relation



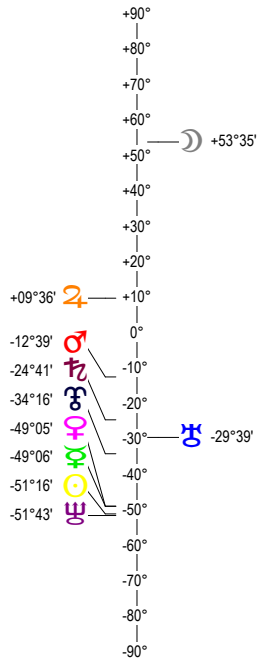
Distances au Soleil en UA

☉	0.991	+
☾	0.328	-
♁	0.726	-
♂	1.570	-
♀	5.422	-
♃	10.065	+>
♄	19.896	-
♅	29.944	-
♆	33.514	+

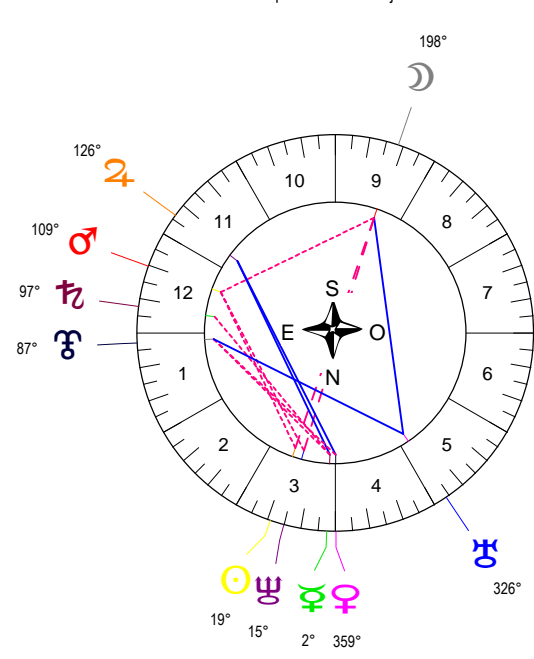
Maisons Placidus

I-VII	04♁II27
II-VIII	07♂♁24
III-IX	16♃♁55
IV-X	24♁♁17
V-XI	23♁♁28
VI-XII	15♄♁50

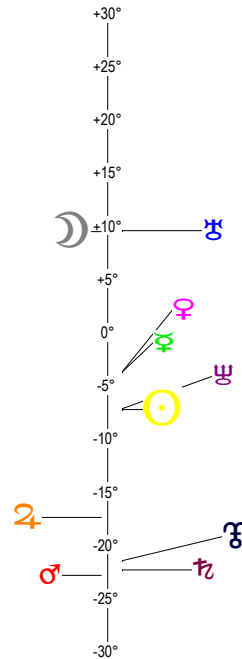
Hauteurs



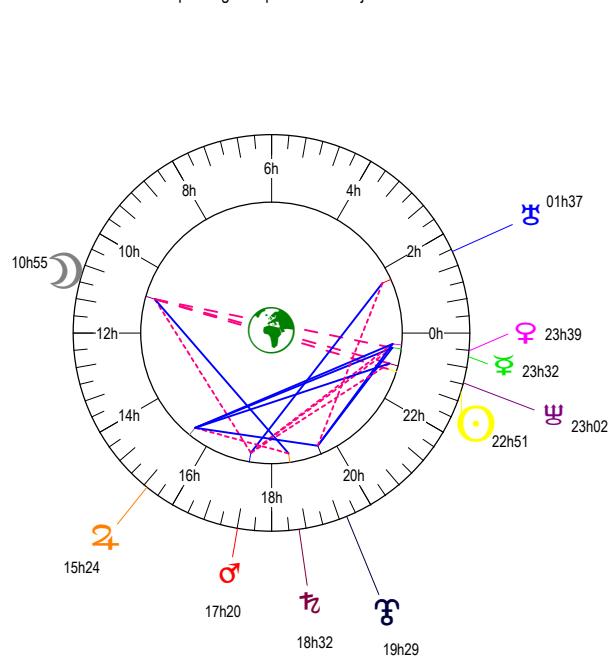
Sphère locale - Sujet



Déclinaisons



Sphère géo-équatoriale - Objet



Distances à la Terre en UA

☉	0.991	+
☾	368 037 km	+
♁	1.244	-
♂	1.661	-
♀	1.392	-
♃	5.030	-
♄	10.460	-
♅	20.590	+
♆	30.934	+<
♁♂	34.132	-

IG relatives

	Héliocentr.	Géocentr.
☉	76	76
☾	0	87
♁	78	6
♂	24	0
♀	28	5
♃	6	38
♄	5	14
♅	10	14
♆	65	16
♁♂	61	52