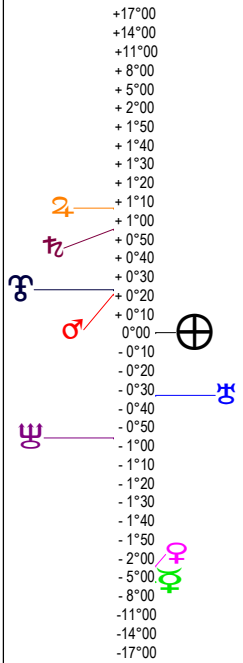
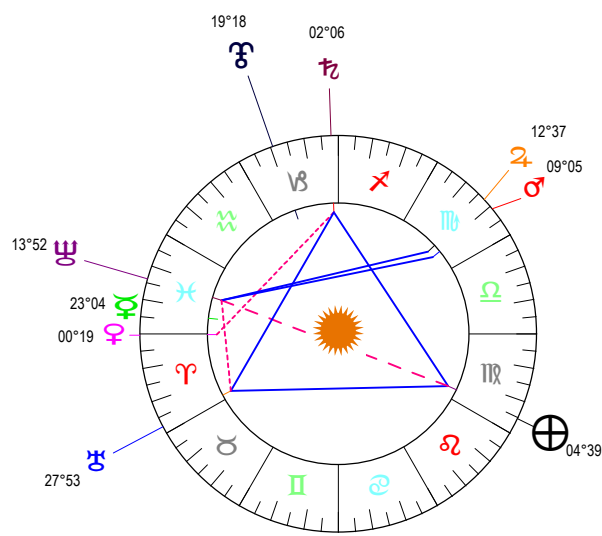


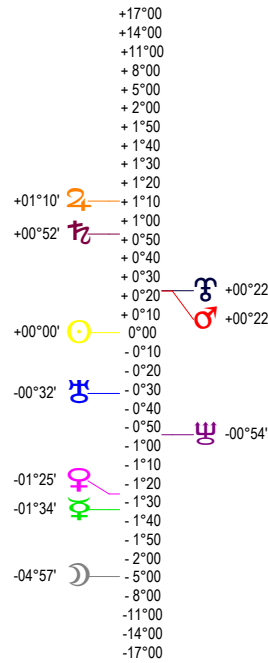
Latitudes héliocentriques



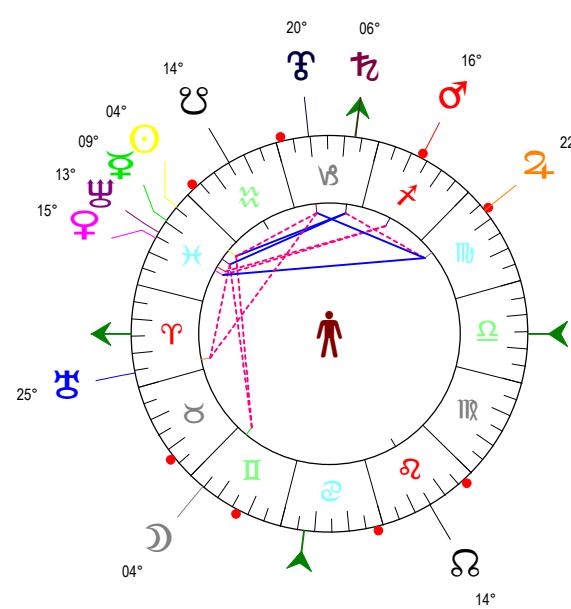
Sphère hélio-écliptique - Intégration



Latitudes géo-écliptiques



Sphère topo-géo-écliptique - Relation



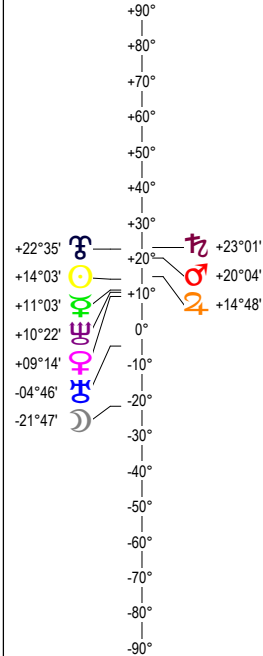
Distances au Soleil en UA

☉	0.989	+
☽	0.364	-
☿	0.727	-
♁	1.578	-
♂	5.424	-
♃	10.065	+>
♅	19.897	-
♁♁	29.944	-
♁♁♁	33.510	+

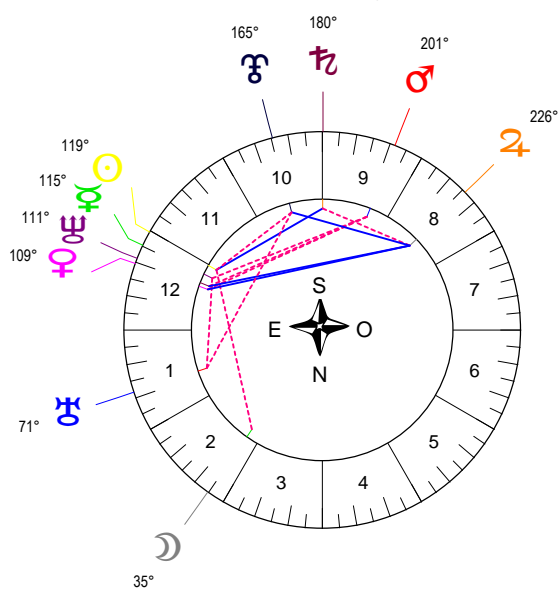
Maisons Placidus

I-VII	14°♁22
II-VIII	22°♁50
III-IX	16°♁54
IV-X	06°♁59
V-XI	28°♁17
VI-XII	26°♁58

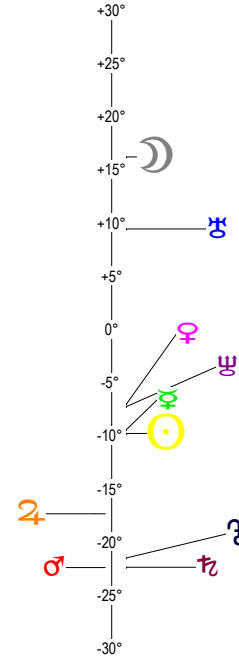
Hauteurs



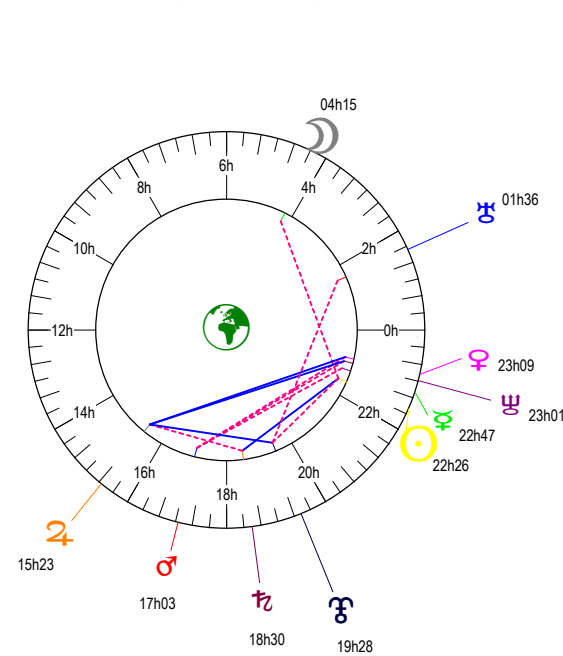
Sphère locale - Sujet



Déclinaisons



Sphère géo-équatoriale - Objet



Distances à la Terre en UA

☉	0.989	+
☽	373 177 km	-
☿	1.339	-<
♁	1.674	-
♂	1.457	-
♃	5.135	-
♅	10.558	-
♁♁	20.504	+
♁♁♁	30.921	+
♁♁♁♁	34.212	-

IG relatives

	Héliocentr.	Géocentr.
☉	81	80
☽	74	74
☿	49	3
♁	17	0
♂	25	4
♃	6	35
♅	5	12
♁♁	10	17
♁♁♁	65	16
♁♁♁♁	61	51