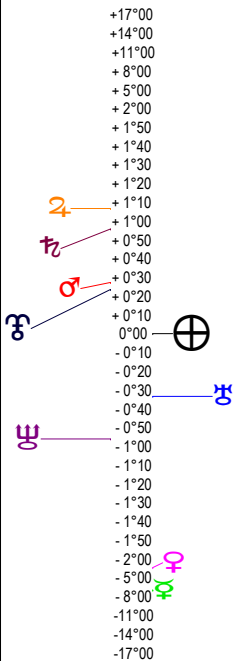
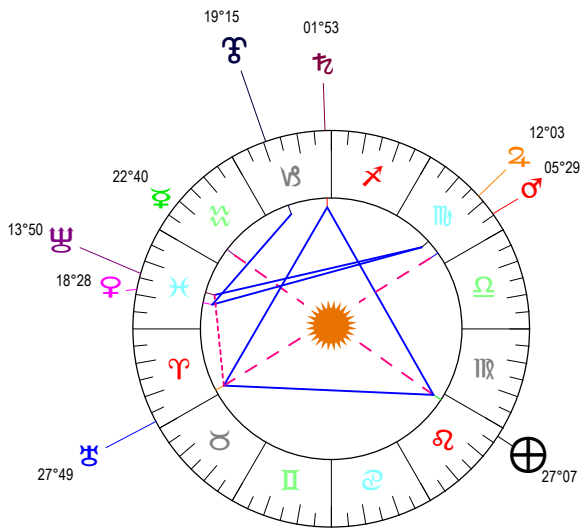


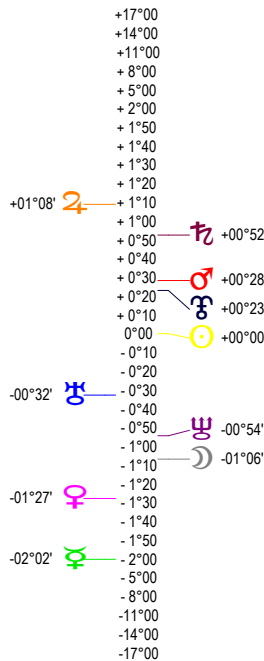
Latitudes héliocentriques



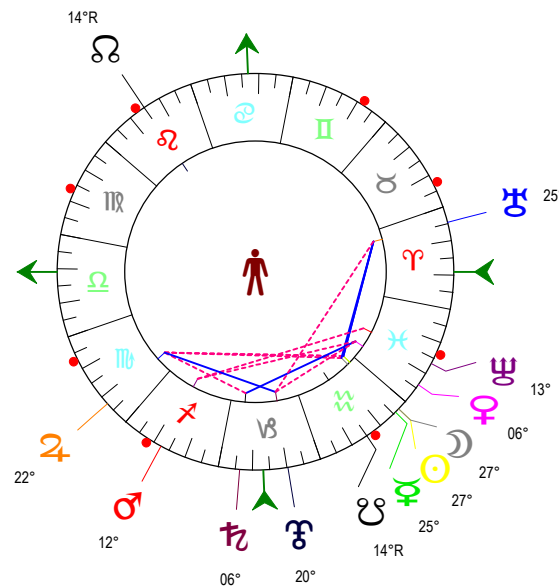
Sphère hélio-écliptique - Intégration



Latitudes géo-écliptiques



Sphère topo-géo-écliptique - Relation



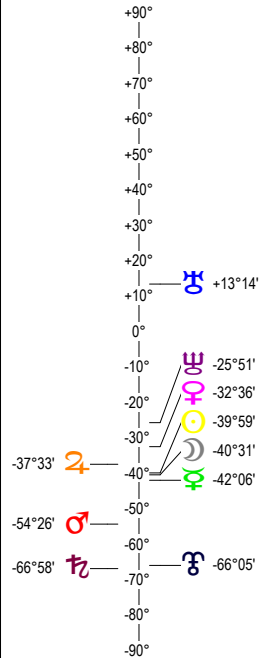
Distances au Soleil en UA

☉	0.988	+
☽	0.406	-
♂	0.727	-
♀	1.587	-
♁	5.425	-
♂	10.065	+>
♁	19.898	-
♁	29.944	-
♁	33.505	+

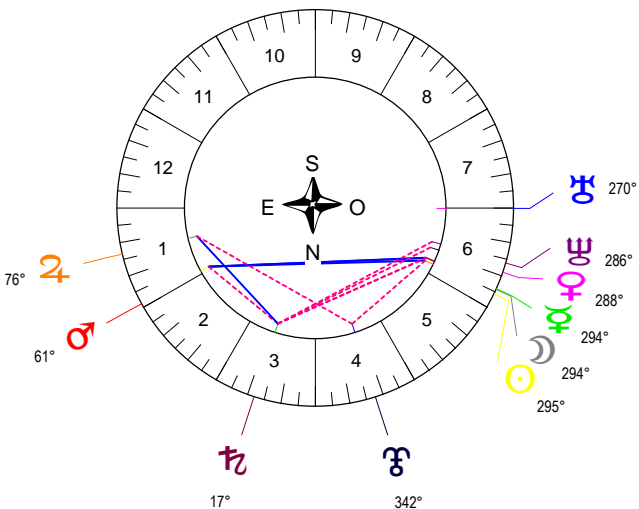
Maisons Placidus

I-VII	10♈♉53
II-VIII	07♋♌11
III-IX	08♌♍19
IV-X	13♍♎08
V-XI	17♎♏11
VI-XII	16♏♐40

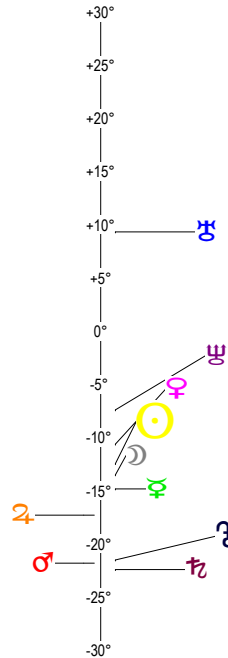
Hauteurs



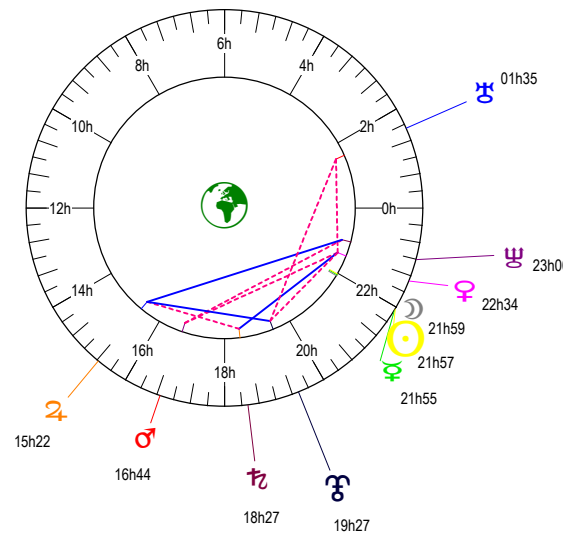
Sphère locale - Sujet



Déclinaisons



Sphère géo-équatoriale - Objet



Distances à la Terre en UA

☉	0.988	+
☽	398 548 km	-
♂	1.391	-<
♀	1.686	-
♁	1.529	-
♂	5.255	-
♁	10.659	-
♁	20.400	+
♁	30.891	+
♁	34.290	-

IG relatives

	Héliocentr.	Géocentr.
☉	85	85
☽	14	14
♂	2	2
♀	0	0
♁	4	30
♂	10	10
♁	20	20
♁	17	17
♁	61	51