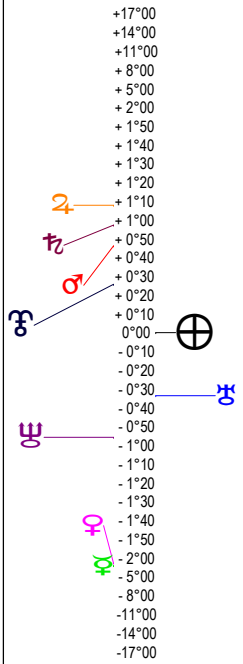
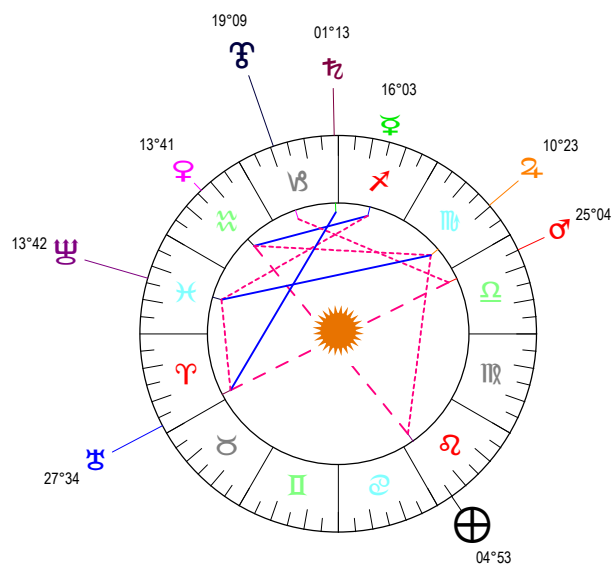


18 01 24 PQ - 24/01/2018 à 22h20m12 (GMT) LEYMARIE 44N36 - 002E12

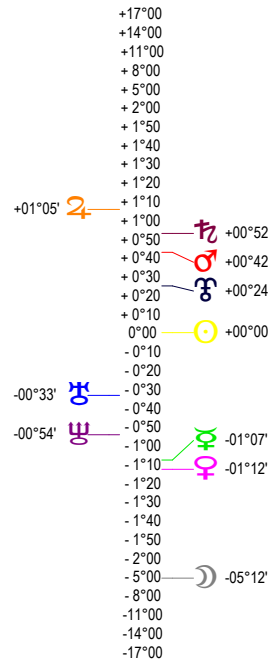
Latitudes héliocentriques



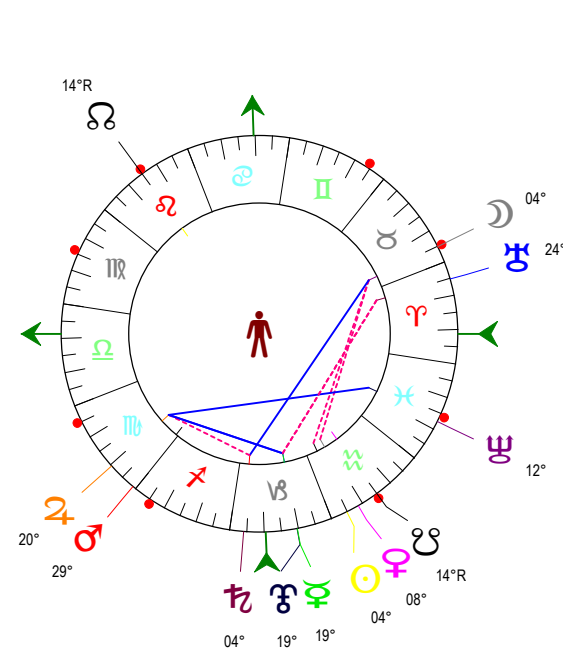
Sphère hélio-écliptique - Intégration



Latitudes géo-écliptiques



Sphère topo-géo-écliptique - Relation



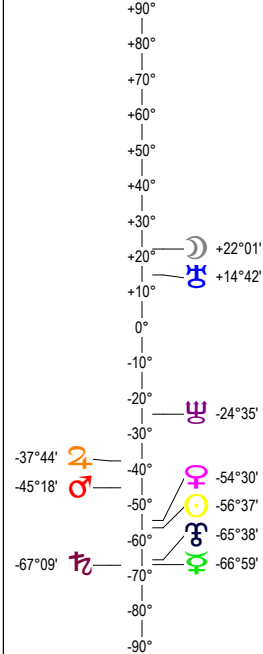
Distances au Soleil en UA

☉	0.984	+
☽	0.467	→
♂	0.728	<
♀	1.610	-
♁	5.429	-
♂	10.065	→
♁	19.900	-
♁	29.944	-
♁	33.491	+

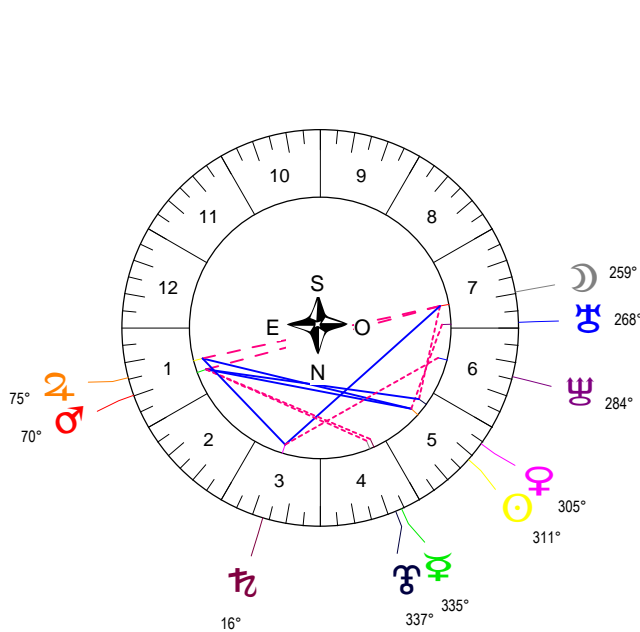
Maisons Placidus

I-VII	08♁♂43
II-VIII	04♁♂50
III-IX	05♁♂48
IV-X	10♁♂30
V-XI	14♁♂36
VI-XII	14♁♂17

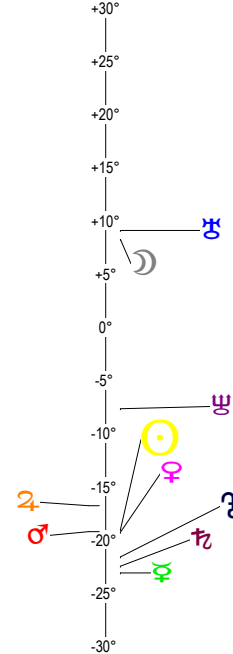
Hauteurs



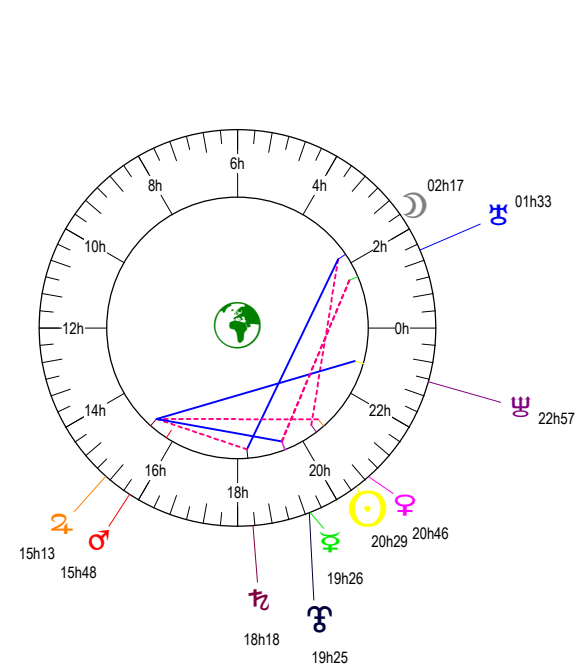
Sphère locale - Sujet



Déclinaisons



Sphère géo-équatoriale - Objet



Distances à la Terre en UA

☉	0.984	+
☽	378 444 km	-
♂	1.338	→
♀	1.707	-
♁	1.738	-
♁	5.609	-
♁	10.898	-
♁	20.049	+
♁	30.718	+
♁	34.439	-

IG relatives

	Héliocentr.	Géocentr.
☉	96	96
☽	60	60
♂	3	3
♀	0	0
♁	3	3
♁	19	19
♁	5	5
♁	31	31
♁	23	23
♁	50	50