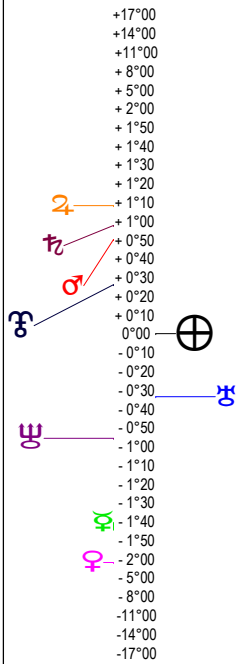
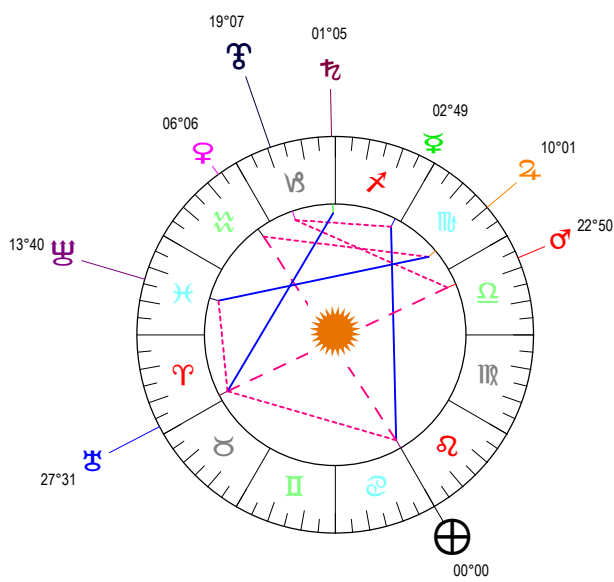


VERSEAU - 20/01/2018 à 03h08m52 (GMT) LEYMARIE 44N36 - 00E12

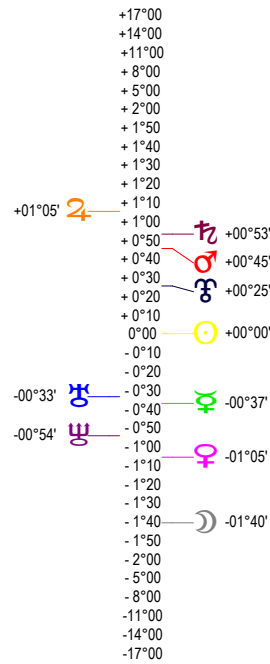
Latitudes héliocentriques



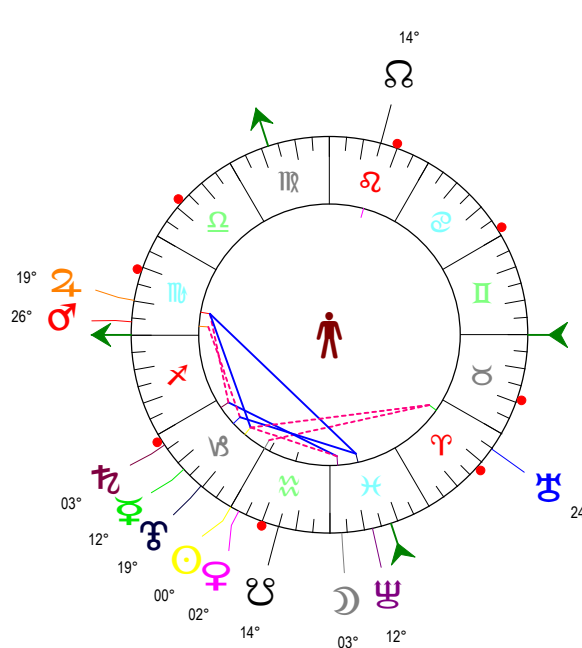
Sphère hélio-écliptique - Intégration



Latitudes géo-écliptiques



Sphère topo-géo-écliptique - Relation



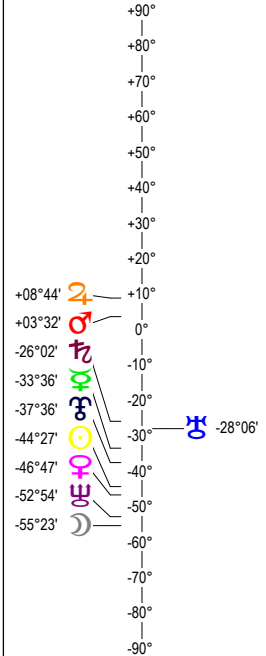
Distances au Soleil en UA

☉	0.984	+
☽	0.463	+
♃	0.728	+
♄	1.614	-
♅	5.429	-
♆	10.065	+>
♇	19.901	-
♈	29.944	-
♉	33.488	+

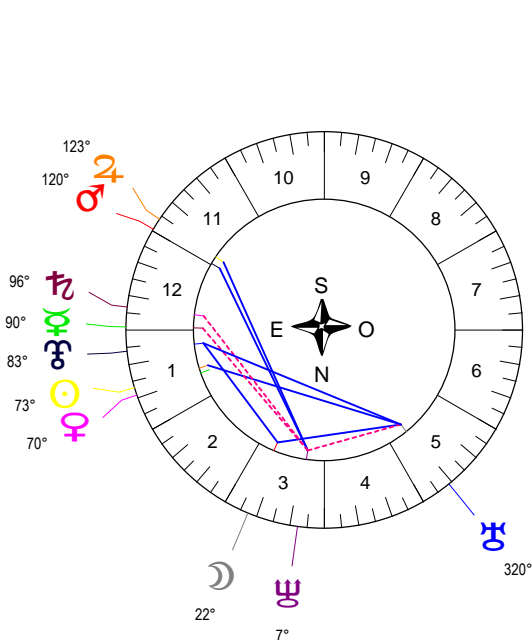
Maisons Placidus

I-VII	29♈♉52
II-VIII	01♊♋50
III-IX	10♌♍19
IV-X	17♎♏53
V-XI	17♐♑56
VI-XII	10♒♓59

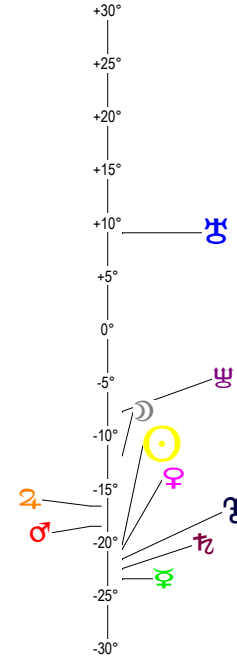
Hauteurs



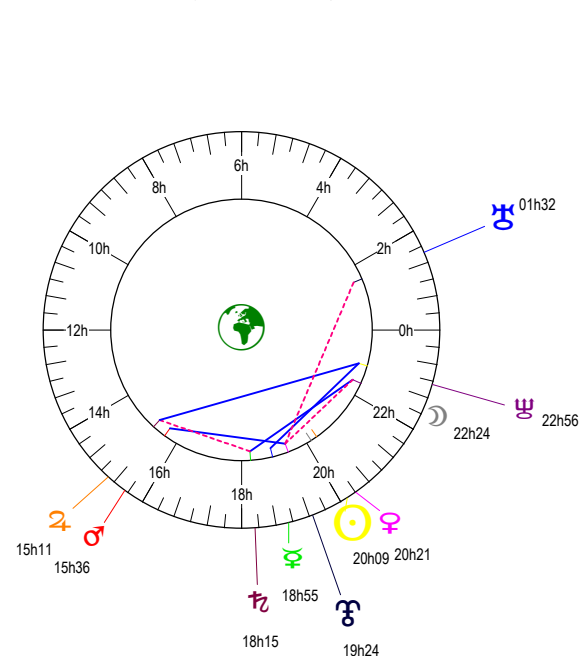
Sphère locale - Sujet



Déclinaisons



Sphère géo-équatoriale - Objet



Distances à la Terre en UA

☉	0.984	+
☽	398 653 km	-
♃	1.294	+>
♄	1.709	-
♅	1.783	-
♆	5.684	-
♇	10.937	-
♈	19.967	+
♉	30.664	+
♊	34.455	-

IG relatives

	Héliocentr.	Géocentr.
☉	98	97
☽	14	14
♃	4	4
♄	0	0
♅	2	2
♆	17	17
♇	4	4
♈	34	34
♉	25	25
♊	50	50