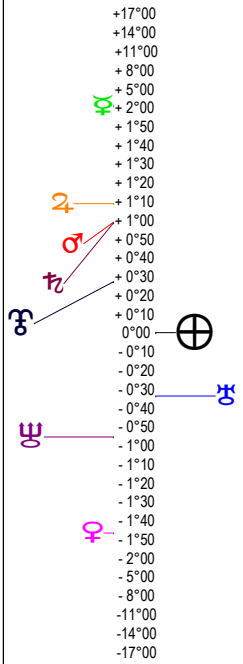
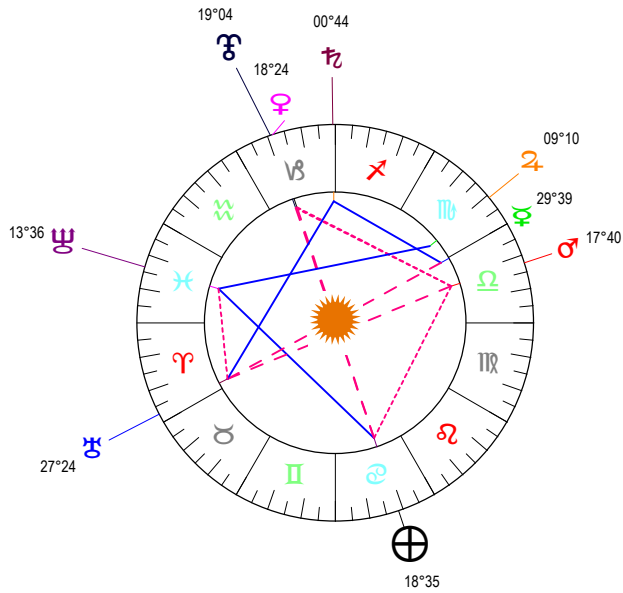


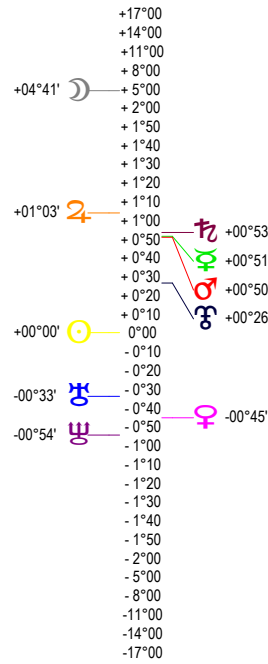
Latitudes héliocentriques



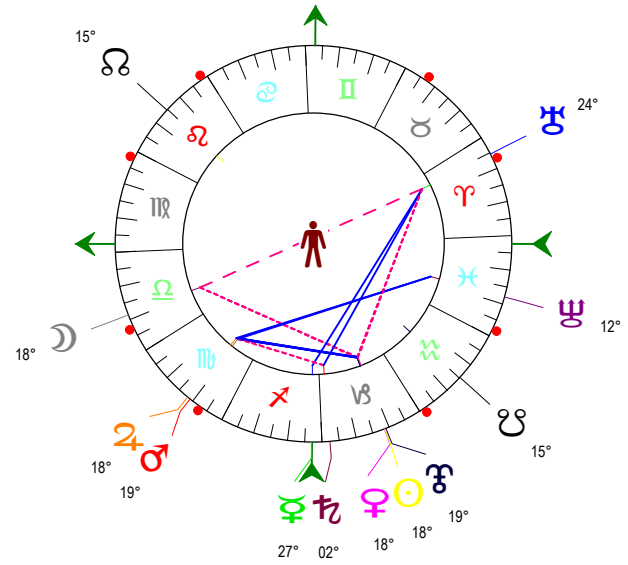
Sphère hélio-écliptique - Intégration



Latitudes géo-écliptiques



Sphère topo-géo-écliptique - Relation



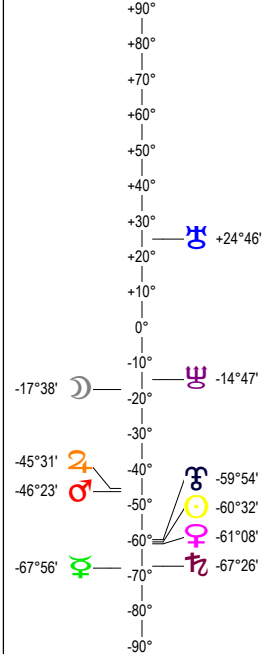
Distances au Soleil en UA

☉	0.983	+
☽	0.430	+
☿	0.728	+
♁	1.624	-
♂	5.431	-
♃	10.065	+>
♅	19.902	-
♁♂	29.945	-
♁♂♂	33.481	+

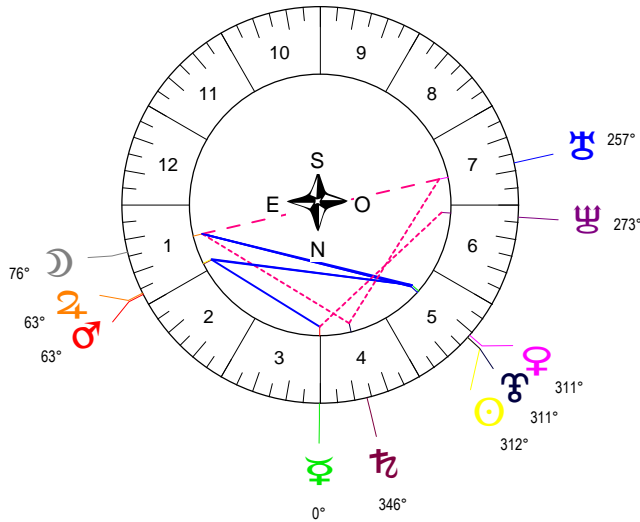
Maisons Placidus

I-VII	27♁♂37
II-VIII	22♁♂42
III-IX	22♁♂52
IV-X	27♁♂08
V-XI	01♁♂34
VI-XII	02♁♂04

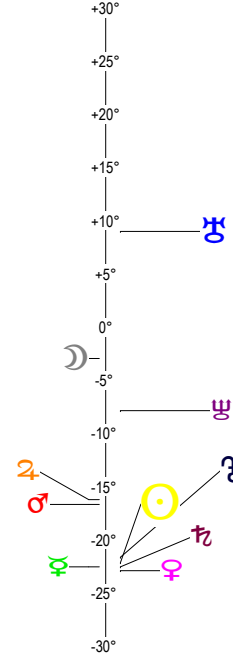
Hauteurs



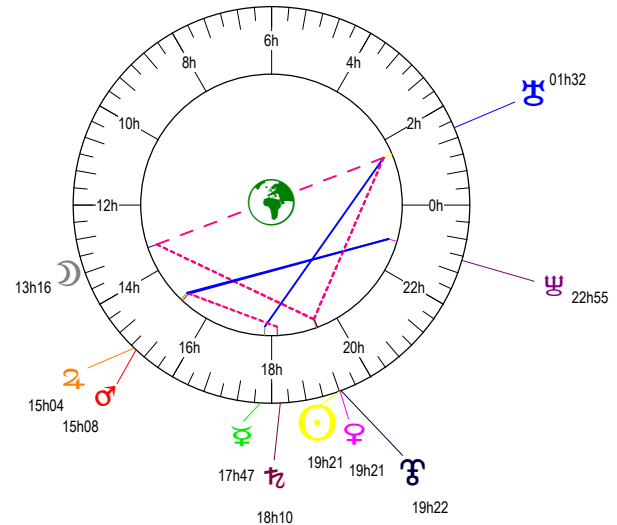
Sphère locale - Sujet



Déclinaisons



Sphère géo-équatoriale - Objet



Distances à la Terre en UA

☉	0.983	+
☽	389 292 km	+
☿	1.146	+
♁	1.711	+>
♂	1.885	-
♃	5.849	-
♅	11.005	-
♁♂	19.775	+
♁♂♂	30.519	+
♁♂♂♂	34.464	+<

IG relatives

	Héliocentr.	Géocentr.
☉	100	100
☽	14	35
☿	4	0
♁	11	2
♂	5	13
♃	5	3
♅	10	40
♁♂	65	30
♁♂♂	61	50