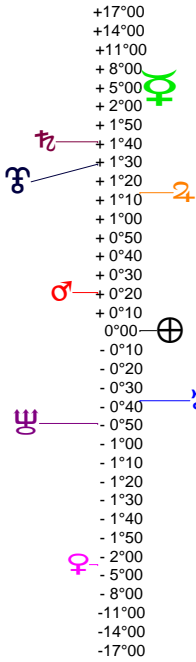
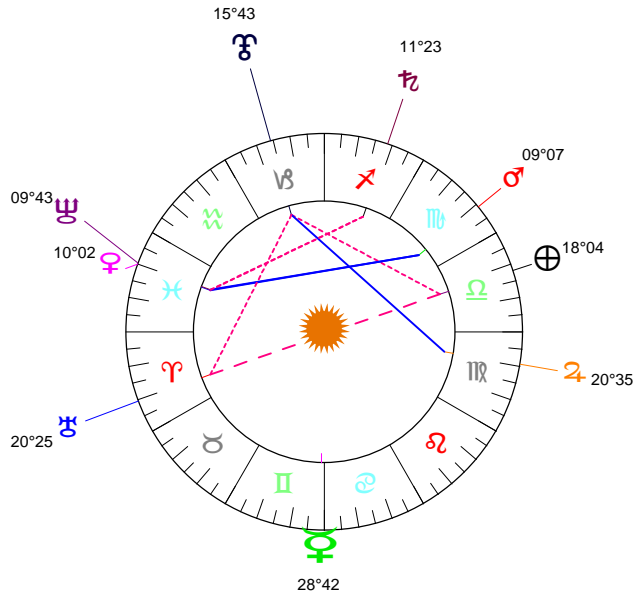


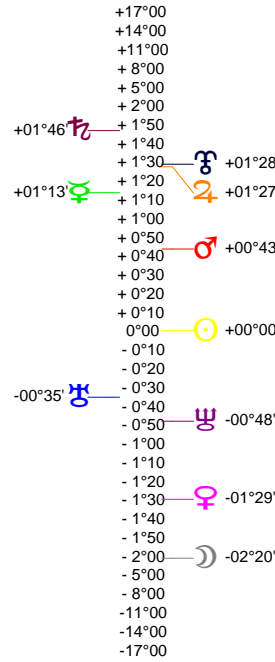
Latitudes héliocentriques



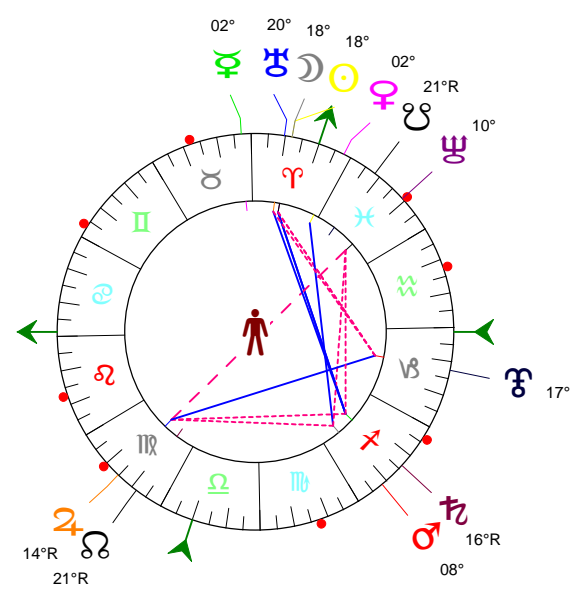
Sphère hélio-écliptique - Intégration



Latitudes géo-écliptiques



Sphère topo-géo-écliptique - Relation



Distances au Soleil en UA

☉	1.001	+
☾	0.309	+
♁	0.728	-
♂	1.578	-
♀	5.433	+
♃	10.023	+
♆	19.966	-
♅	29.957	-
♄	33.074	+

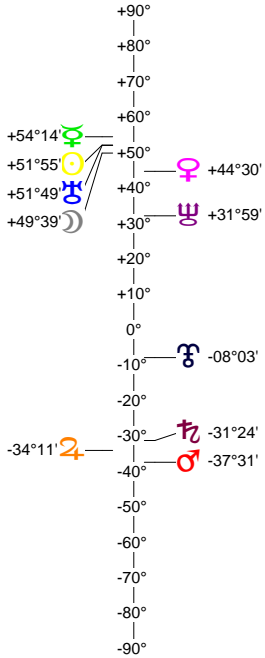
Maisons Placidus

I-VII	28♁♁39
II-VIII	17♁♁27
III-IX	10♁♁17
IV-X	10♁♁03
V-XI	17♁♁34
VI-XII	26♁♁23

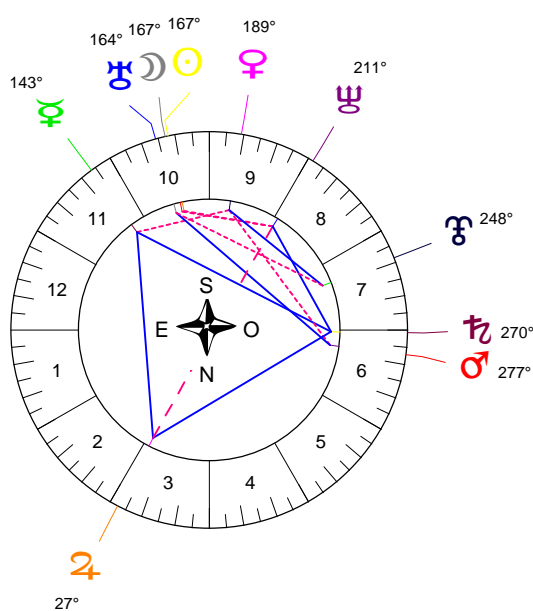
Rétrogradations

♁	du 08 01 16 au 09 05 16
♂	du 25 03 16 au 13 08 16

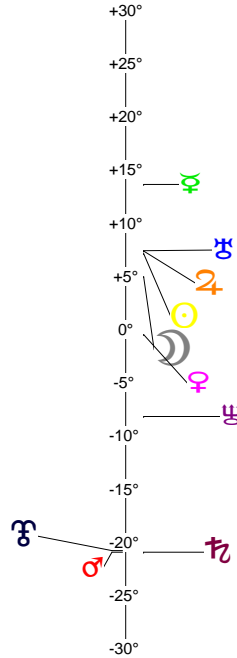
Hauteurs



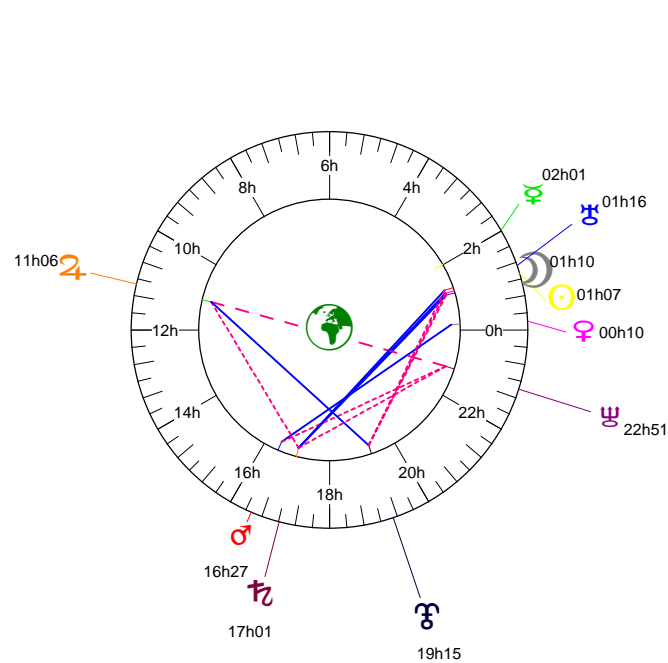
Sphère locale - Sujet



Déclinaisons



Sphère géo-équatoriale - Objet



Distances à la Terre en UA

☉	1.001	+
☾	357 230 km	->
♁	1.141	-
♂	1.636	-
♀	0.737	-
♃	4.568	+
♆	9.459	-
♅	20.967	+
♄	30.749	-
♃	33.048	-

IG relatives

Héliocentr.	♁	Géocentr.	☾
☉	45	☉	44
☾		☾	117
♁	99	♁	10
♂	6	♂	0
♀	25	♀	23
♃	4	♃	59
♆	8	♆	42
♅	6	♅	4
♄	63	♄	22
♃	63	♃	58