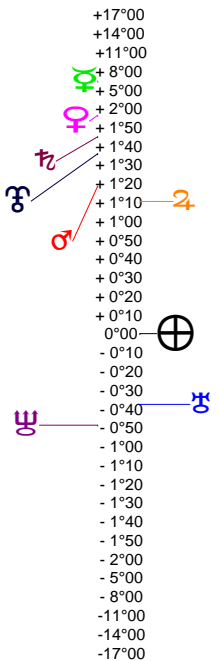
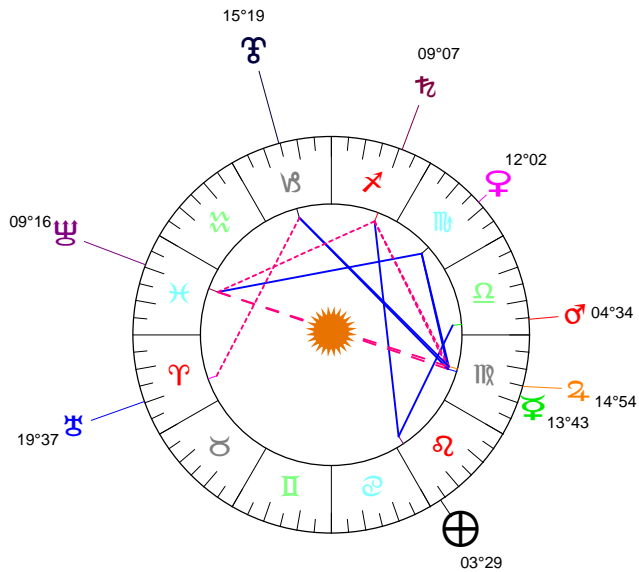


16 01 24 PL - 24/01/2016 à 01h45m35 (GMT) LEYMARIE 44N36 - 002E12

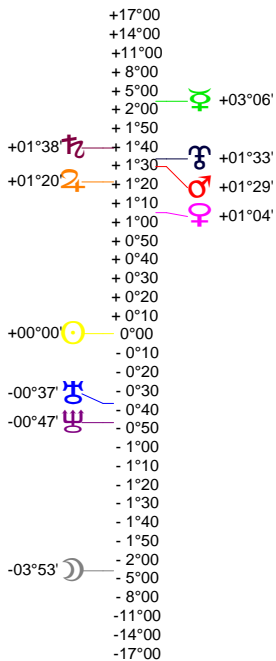
Latitudes héliocentriques



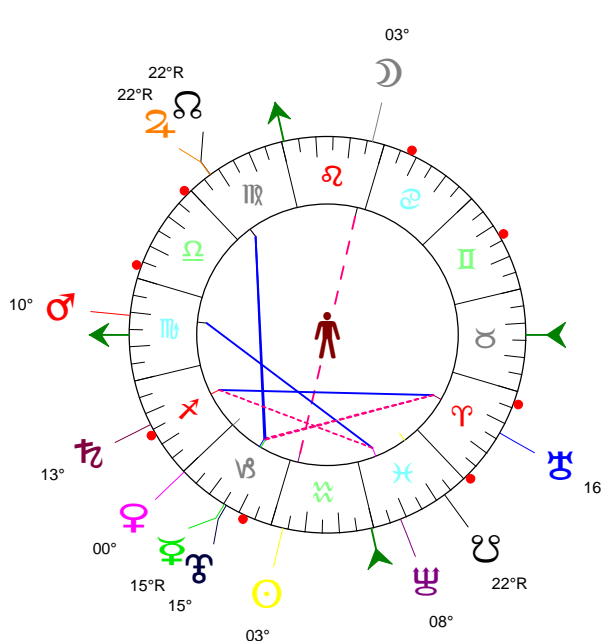
Sphère hélio-écliptique - Intégration



Latitudes géo-écliptiques



Sphère topo-géo-écliptique - Relation



Distances au Soleil en UA

☉	0.984	+
☽	0.365	+
♃	0.723	-
♄	1.646	-
♅	5.420	+
♆	10.014	+
♇	19.973	-
♁	29.959	-
♂	33.028	+

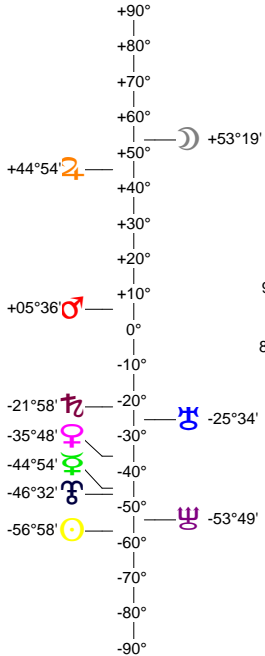
Maisons Placidus

I-VII	16♈♁34
II-VIII	16×II20
III-IX	21♊♁59
IV-X	29♋♁18
V-XI	01♌♁21
VI-XII	26♍♁30

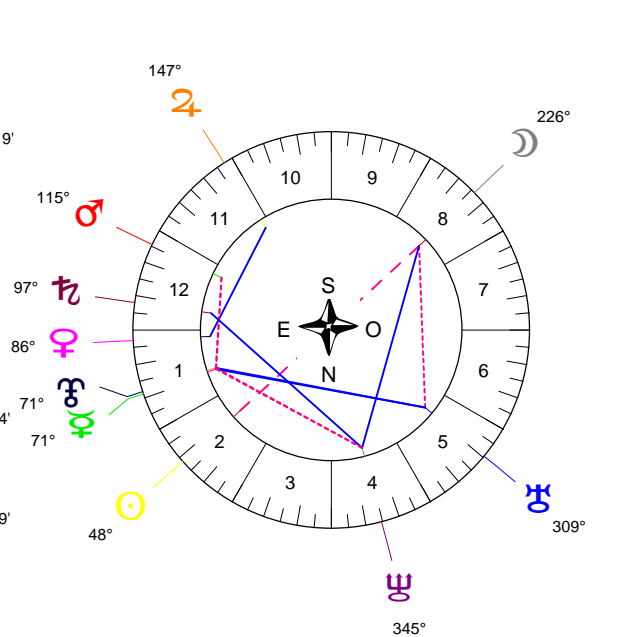
Rétrogradations

♁	du 05 01 16 au 22 05 16
♂	du 08 01 16 au 09 05 16

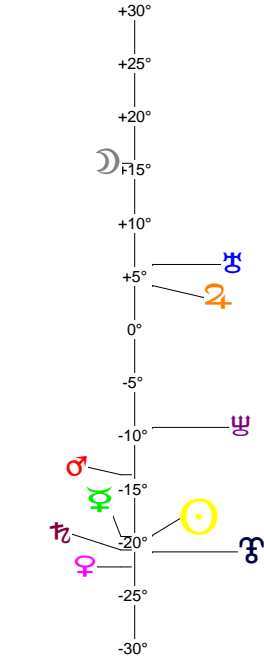
Hauteurs



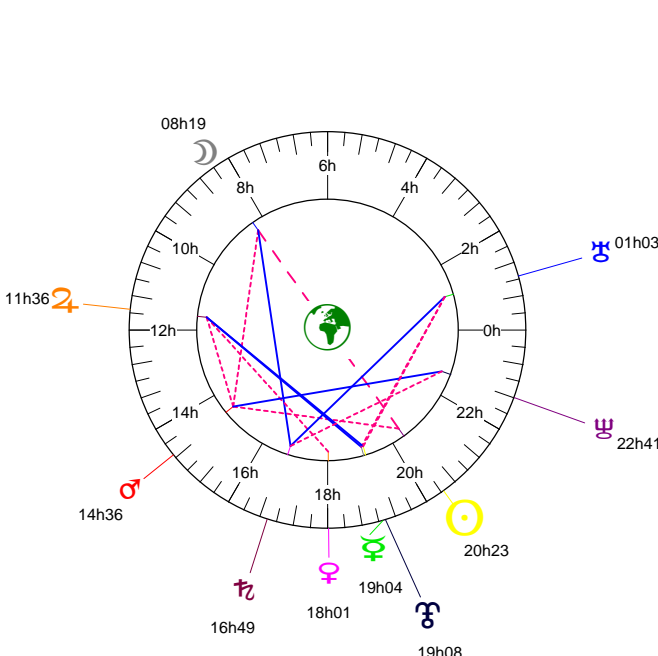
Sphère locale - Sujet



Déclinaisons



Sphère géo-équatoriale - Objet



Distances à la Terre en UA

☉	0.984	+
☽	387 701 km	+
♃	0.746	+
♄	1.305	+
♅	1.453	-
♆	4.727	-
♇	10.617	-
♁	20.232	+
♂	30.763	+
♁♂	33.964	-

IG relatives

Héliocentr.	Géocentr.
☉	97
☽	38
♃	41
♄	2
♅	5
♆	51
♇	11
♁	25
♂	22
♁♂	53