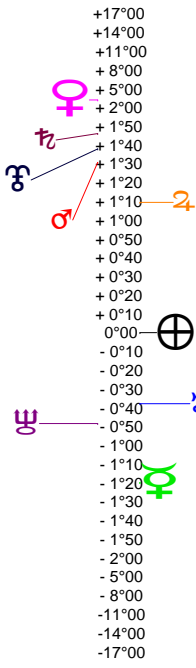
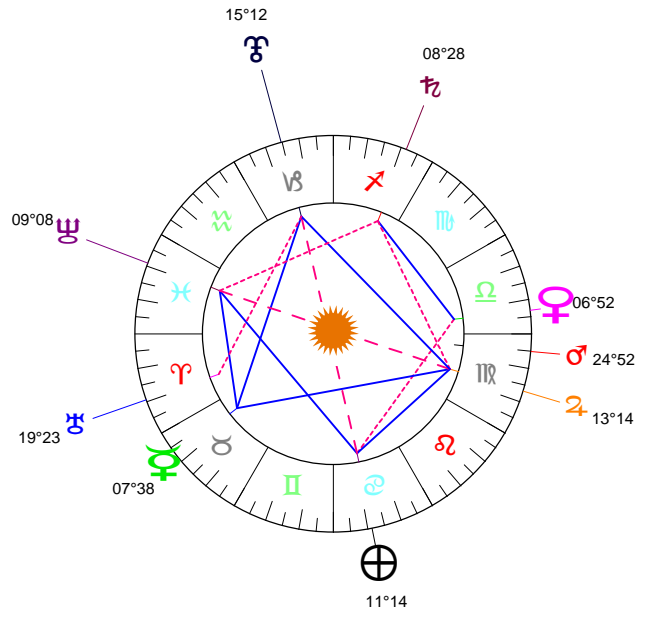


16 01 02 DQ - 02/01/2016 à 05h30m17 (GMT) LEYMARIE 44N36 - 002E12

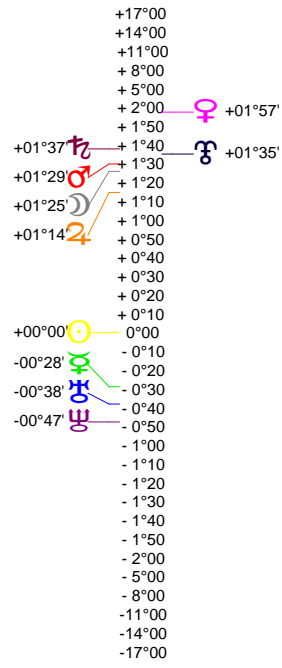
Latitudes héliocentriques



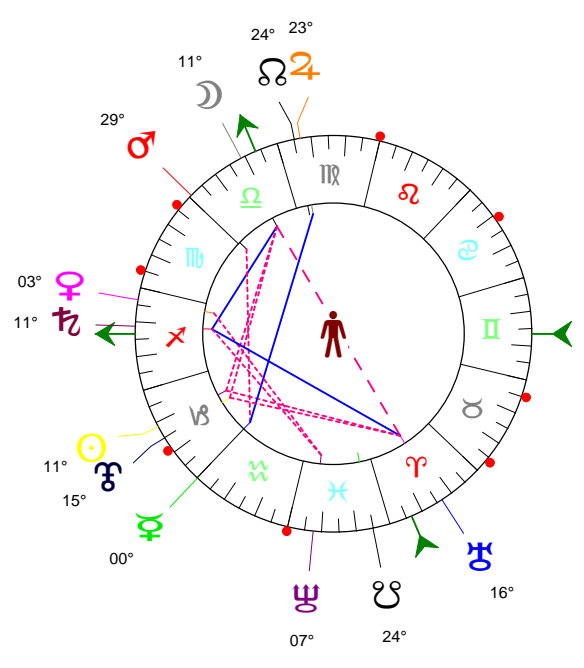
Sphère hélio-écliptique - Intégration



Latitudes géo-écliptiques



Sphère topo-géo-écliptique - Relation



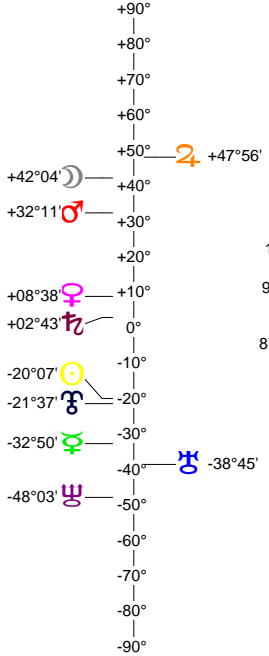
Distances au Soleil en UA

☉	0.983	->
☽	0.320	-
♃	0.720	+
♄	1.657	-
♅	5.416	+
♆	10.011	+
♇	19.975	-
♁	29.960	-
♂	33.014	+

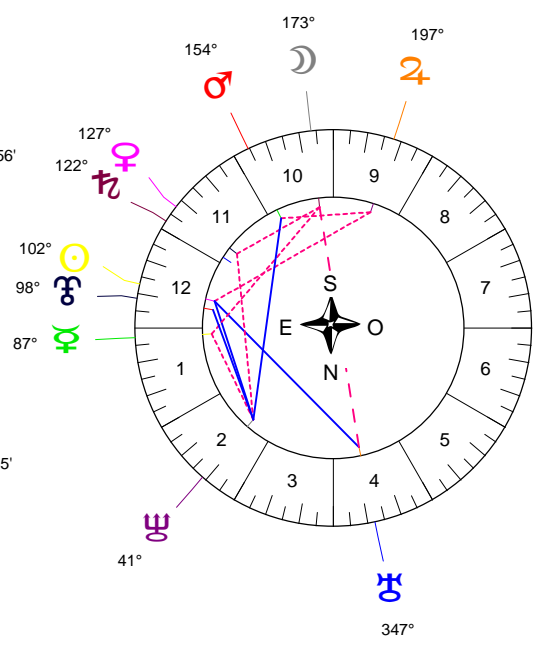
Maisons Placidus

I-VII	13×II28
II-VIII	18♁♂45
III-IX	00♁♂09
IV-X	06♁♂36
V-XI	03♁♂59
VI-XII	25♁♂08

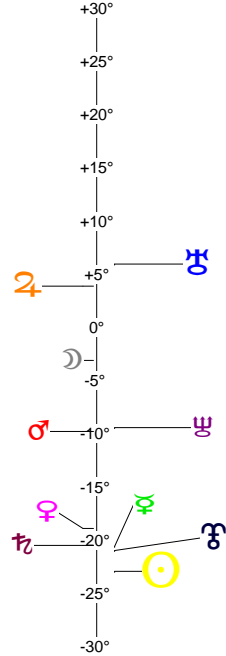
Hauteurs



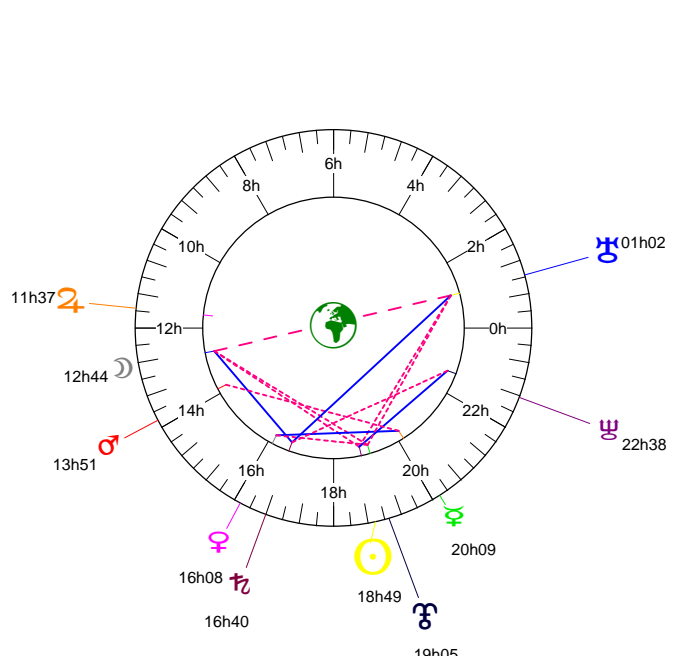
Sphère locale - Sujet



Déclinaisons



Sphère géo-équatoriale - Objet



Distances à la Terre en UA

☉	0.983	->
☽	404 189 km	+>
♃	0.889	-
♄	1.174	-
♅	1.672	-
♆	5.030	-
♇	10.850	-
♁	19.860	+
♂	30.493	+
♁♂	33.995	+<

IG relatives

Héliocentr.	Géocentr.
☉	100
☽	3
♃	25
♄	3
♅	3
♆	38
♇	6
♁	37
♂	31
♁♂	53