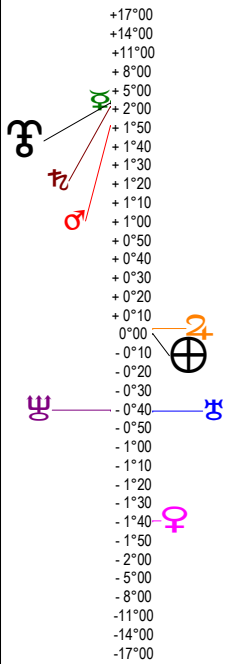
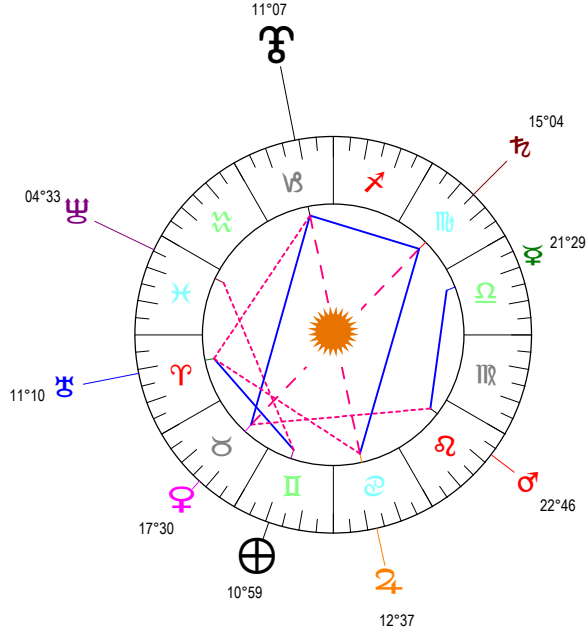


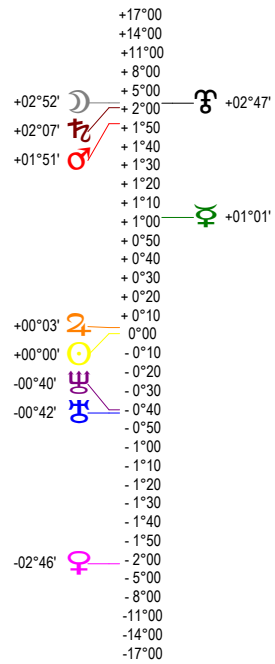
Latitudes héliocentriques



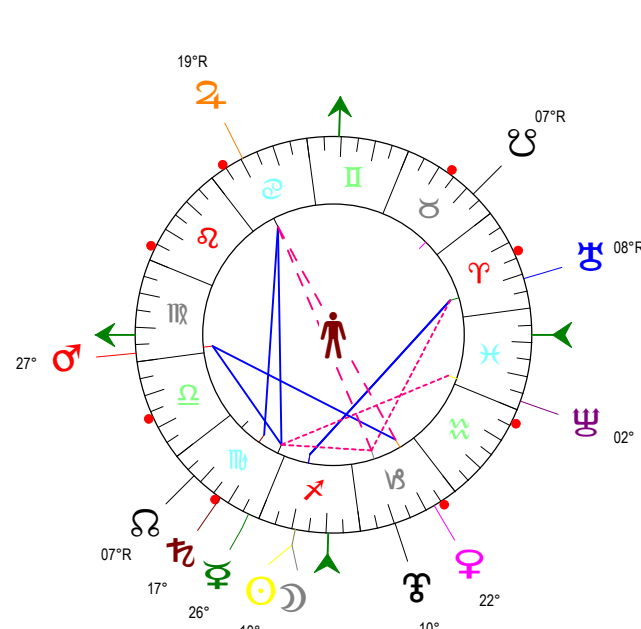
Sphère hélio-écliptique - Intégration



Latitudes géo-écliptiques



Sphère topo-géo-écliptique - Relation



Distances au Soleil en UA

♈	0.986	-
♉	0.418	+
♊	0.723	-
♋	1.661	+
♌	5.181	+
♍	9.874	+
♎	20.036	-
♏	29.980	-
♐	32.555	+

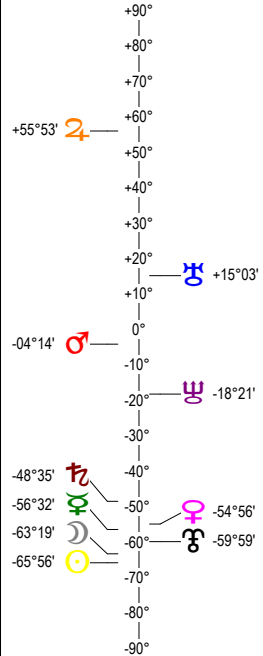
Maisons Placidus

I-VII	22♈X11
II-VIII	16♉Y43
III-IX	16♊Z28
IV-X	20XII35
V-XI	25♌@15
VI-XII	26♍@09

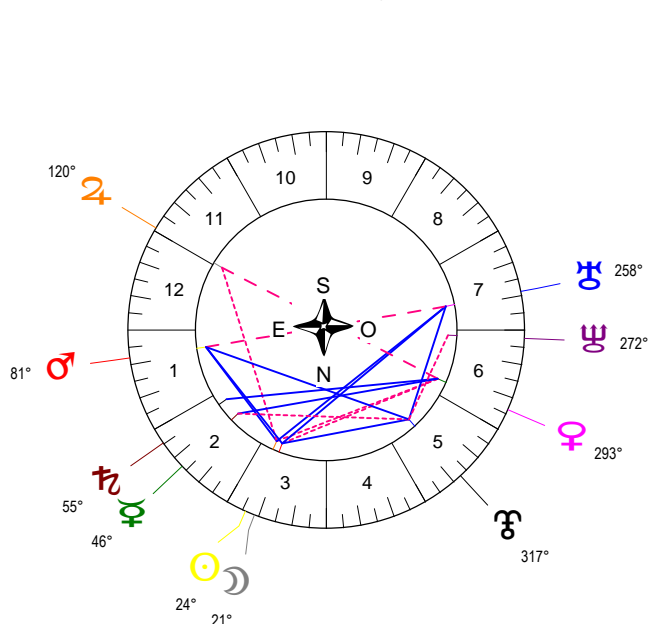
Rétrogradations

♈	du 07 11 13 au 06 03 14
♉	du 17 07 13 au 17 12 13

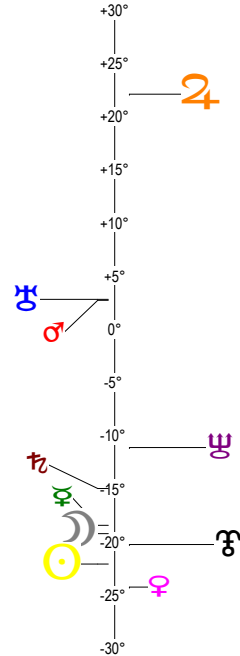
Hauteurs



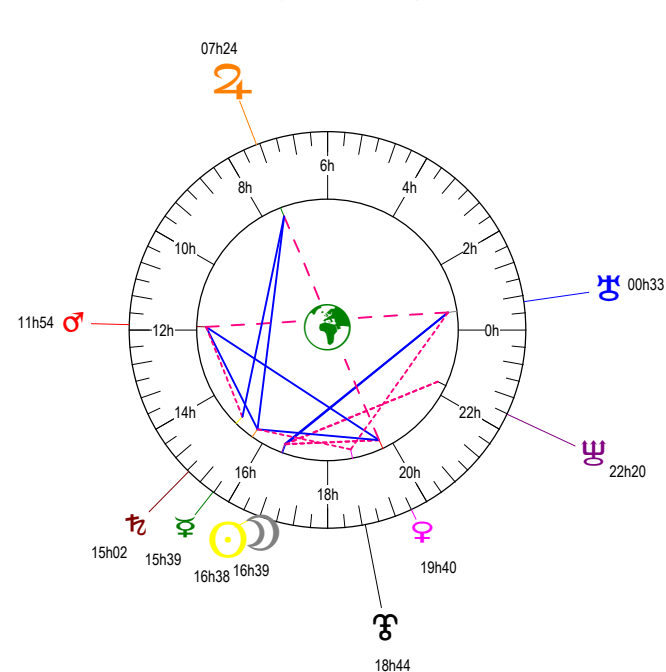
Sphère locale - Sujet



Déclinaisons



Sphère géo-équatoriale - Objet



Distances à la Terre en UA

♈	0.986	-
♉	361 795 km	-
♊	1.297	→
♋	0.433	-
♌	1.646	-
♍	4.373	-
♎	10.769	-
♏	19.559	+
♐	30.107	+
♑	33.410	+

IG relatives

	Héliocentr.	Géocentr.
♈	92	92
♉	19	4
♊	55	33
♋	1	3
♌	51	70
♍	20	8
♎	3	47
♏	60	45
♐	67	56