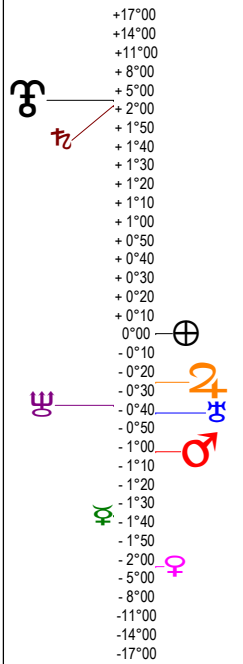
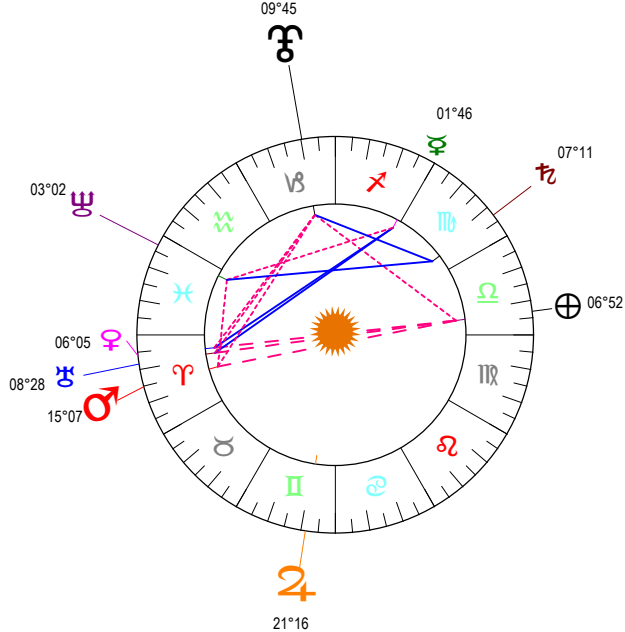


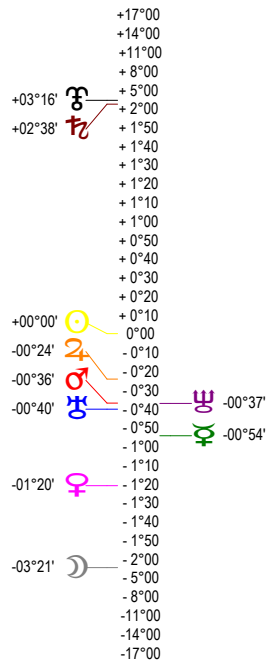
Latitudes héliocentriques



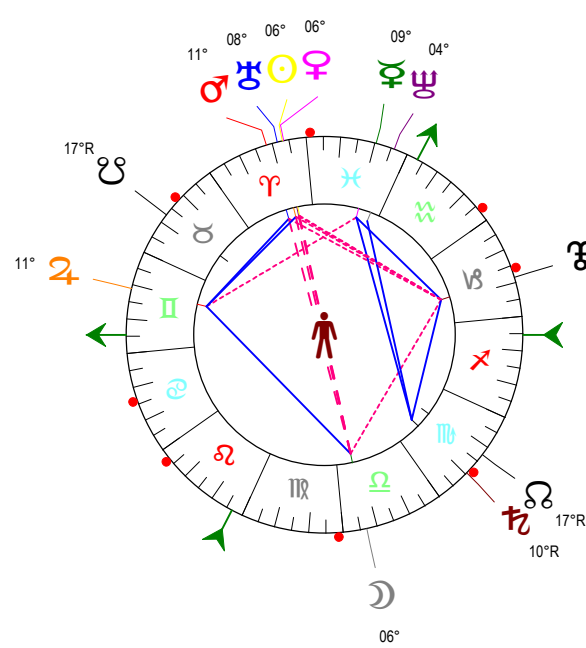
Sphère hélio-écliptique - Intégration



Latitudes géo-écliptiques



Sphère topo-géo-écliptique - Relation



Distances au Soleil en UA

☉	0.998	+
☽	0.462	+
♂	0.726	-
♀	1.408	+
♁	5.092	+
♂	9.814	+
♃	20.053	-
♄	29.988	-
♅	32.409	+

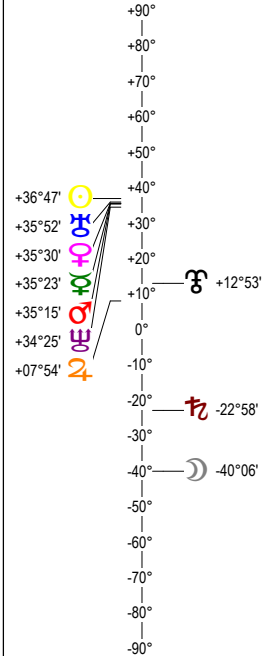
Maisons Placidus

I-VII	24♁♂37
II-VIII	14♁♂00
III-IX	03♁♂26
IV-X	26♁♂45
V-XI	28♁♂42
VI-XII	11♁♂56

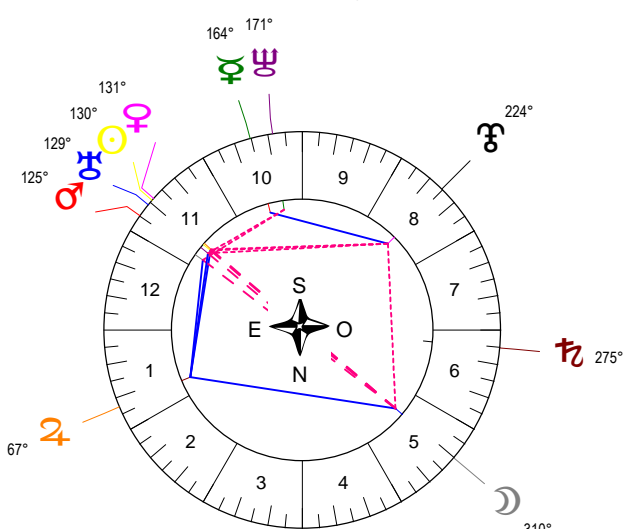
Rétrogradations

♂ du 18 02 13 au 08 07 13

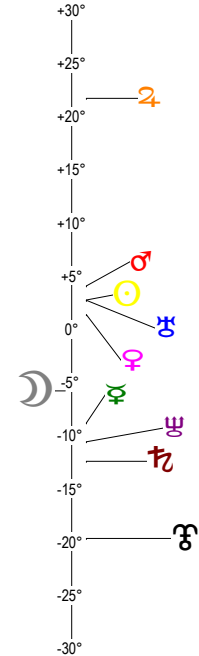
Hauteurs



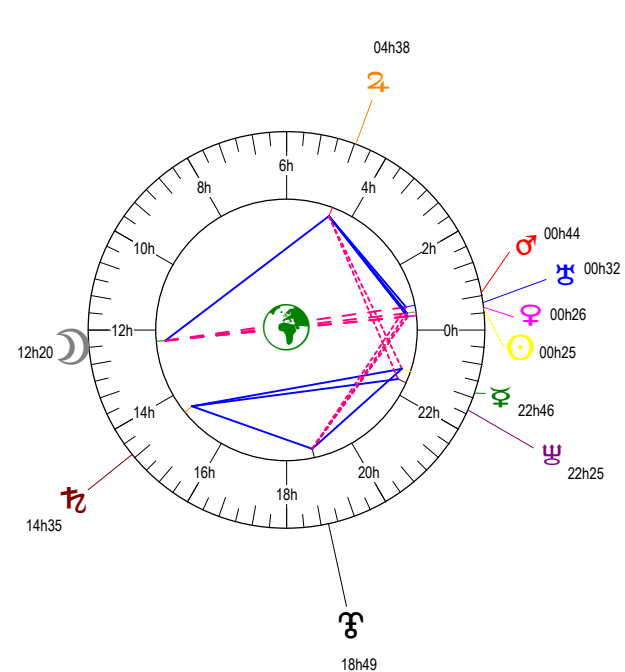
Sphère locale - Sujet



Déclinaisons



Sphère géo-équatoriale - Objet



Distances à la Terre en UA

☉	0.998	+
☽	374 761 km	-
♂	0.824	+
♀	1.723	+>
♁	2.400	+
♂	5.446	+
♃	8.968	-
♄	21.050	+<
♅	30.822	-
♁	32.474	-

IG relatives

	Héliocentr.	Géocentr.
☉	55	54
☽		69
♂	1	31
♀	21	0
♁	88	0
♂	69	24
♃	25	59
♄	2	1
♅	59	20
♁	68	61