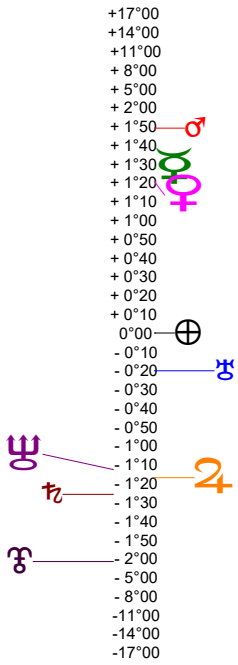
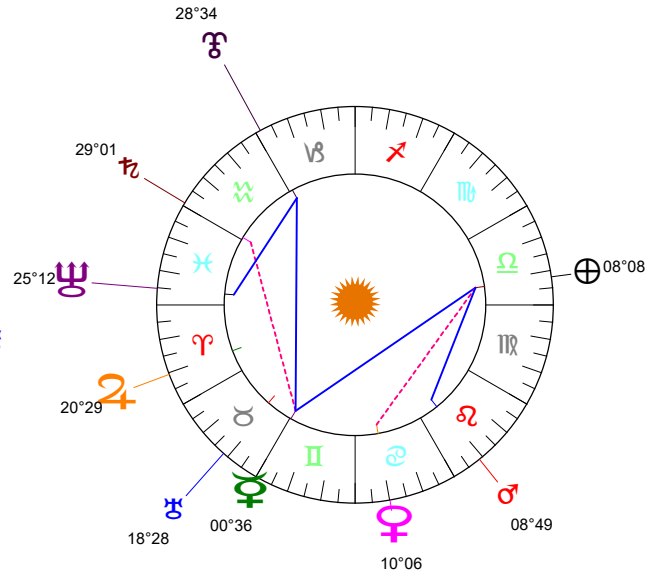


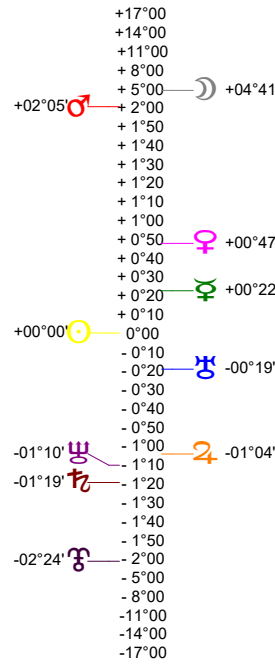
Latitudes héliocentriques



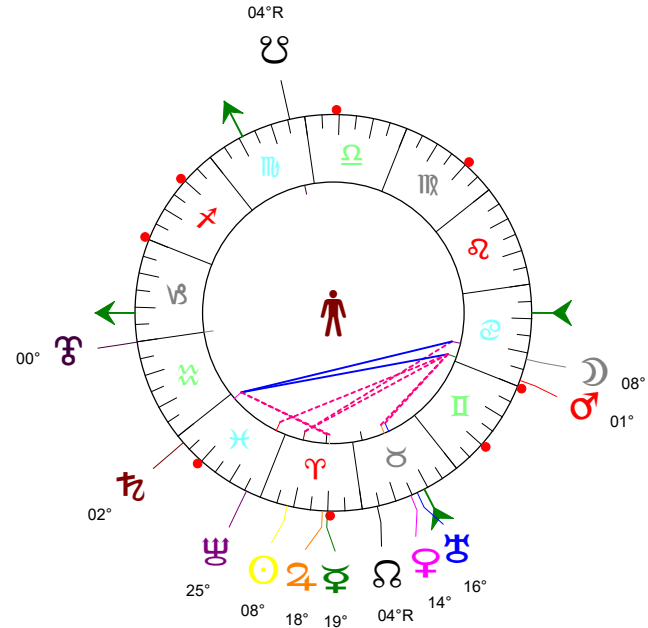
Sphère hélio-écliptique - Intégration



Latitudes géo-écliptiques



Sphère topo-géo-écliptique - Relation



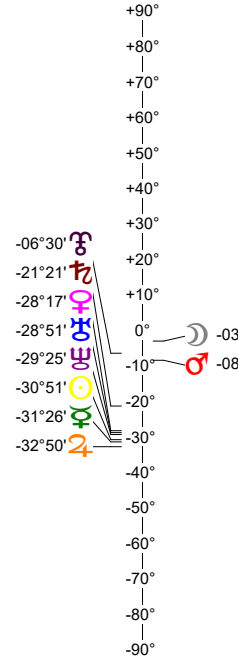
Distances au Soleil en UA

☉	0.998	+
☽	0.310	-
♂	0.719	-
♀	1.647	+
♁	4.952	+
♂♁	9.813	-
♂♁♁	19.657	-
♂♁♁♁	29.911	-
♂♁♁♁♁	34.736	+

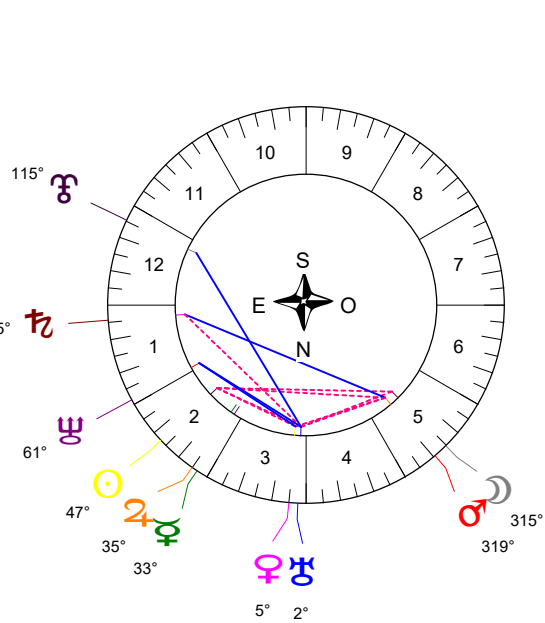
Maisons Placidus

I-VII	21♁♁37
II-VIII	09♁♁38
III-IX	20♁♁44
IV-X	18♁♁55
V-XI	10♁♁16
VI-XII	29♁♁38

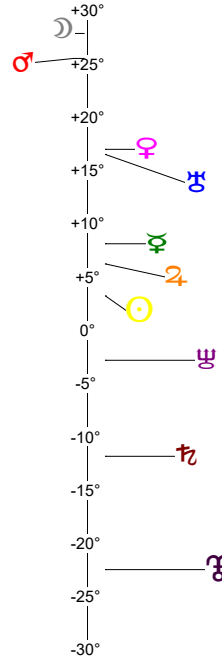
Hauteurs



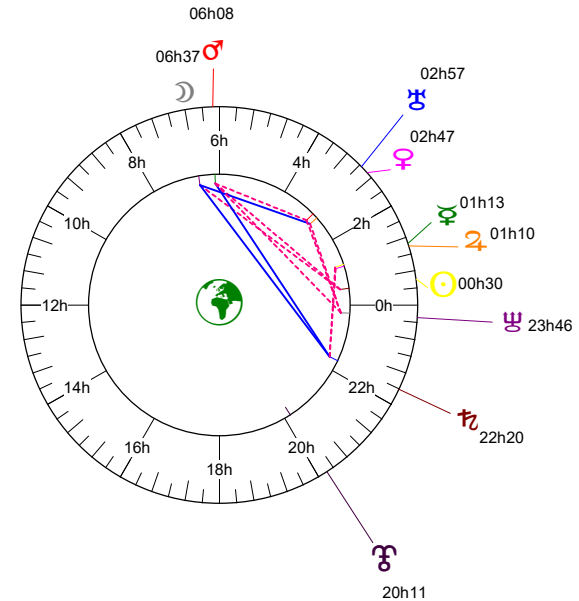
Sphère locale - Sujet



Déclinaisons



Sphère géo-équatoriale - Objet



Distances à la Terre en UA

☉	0.998	+
☽	401 477 km	+
♂	1.212	-
♀	1.210	-
♁	1.425	+
♂♁	5.931	+
♂♁♁	10.606	-
♂♁♁♁	20.428	+
♂♁♁♁♁	30.884	-
♂♁♁♁♁♁	35.096	-

IG relatives

	Héliocentr.	Géocentr.
☉	54	53
☽	5	8
♂	97	7
♀	93	2
♁	5	5
♂♁	100	11
♂♁♁	25	11
♂♁♁♁	22	19
♂♁♁♁♁	70	17
♂♁♁♁♁♁	53	47