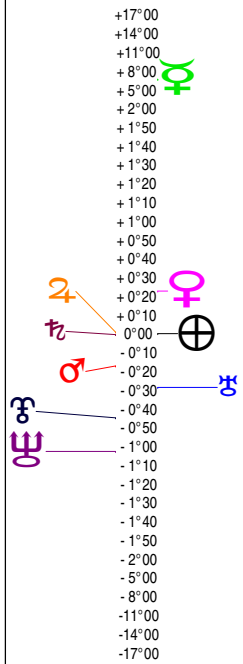
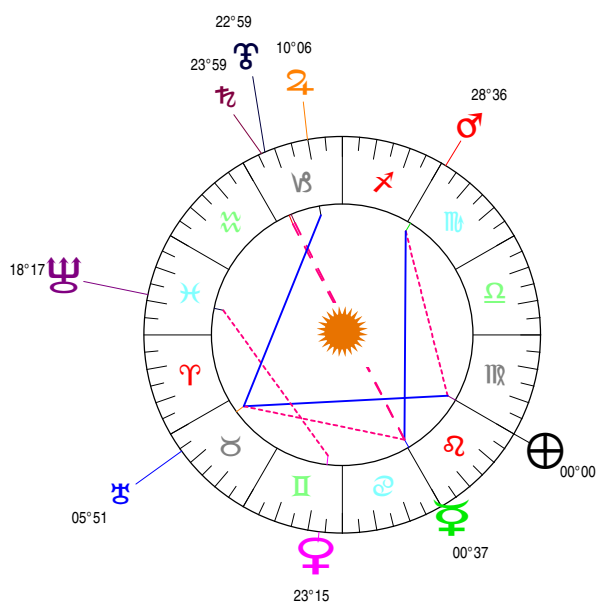


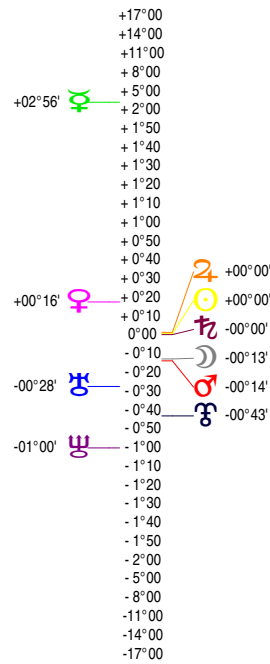
Latitudes héliocentriques



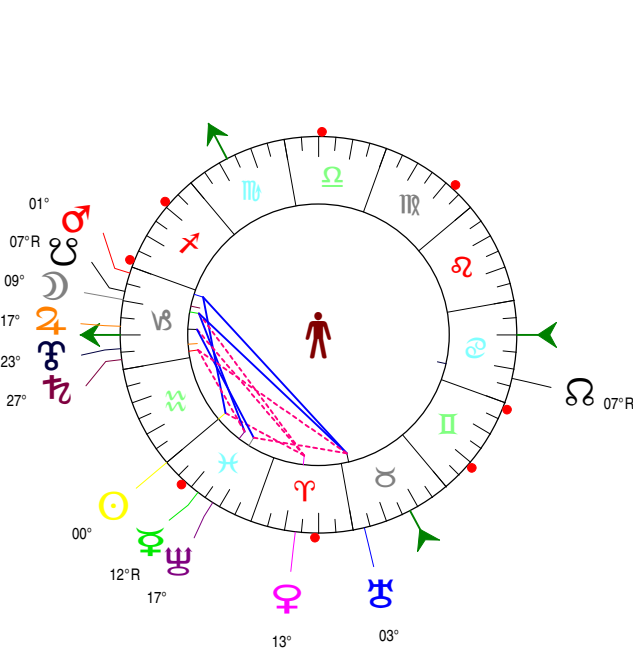
Sphère hélio-écliptique - Intégration



Latitudes géo-écliptiques



Sphère topo-géo-écliptique - Relation



Distances au Soleil en UA

☉	0.988	+
☽	0.322	+
☿	0.720	-
♁	1.530	-
♂	5.210	-
♃	10.029	-
♅	19.813	-
♁	29.932	-
♄	33.983	+

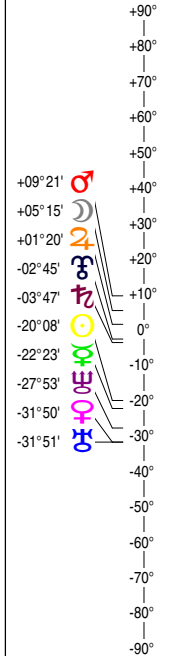
Maisons Placidus

I-VII	19♁♂57
II-VIII	07♁♁30
III-IX	18♁♁56
IV-X	17♁♁29
V-XI	08♁♁59
VI-XII	28♁♁18

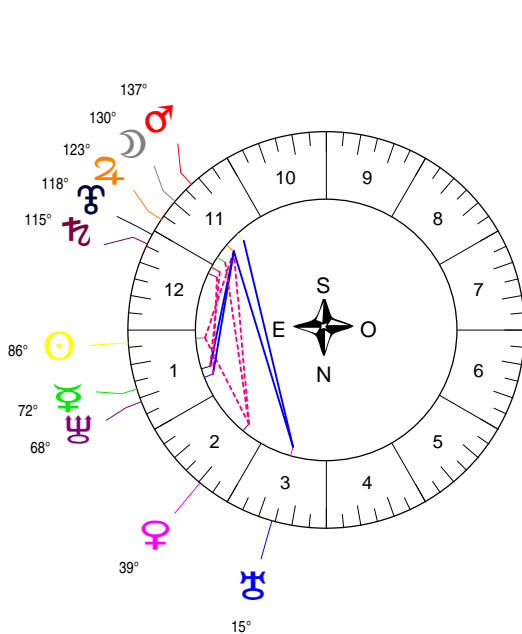
Rétrogradations

☿ du 17 02 20 au 18 06 20

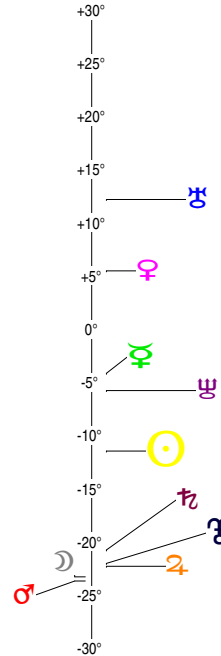
Hauteurs



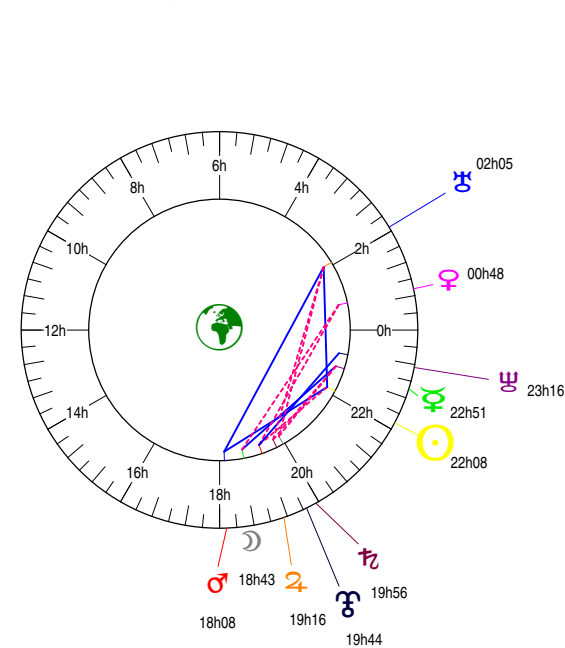
Sphère locale - Sujet



Déclinaisons



Sphère géo-équatoriale - Objet



Distances à la Terre en UA

☉	0.988	+
☽	390 471 km	+
☿	0.728	-
♁	0.966	-
♂	1.801	-
♃	5.895	-
♅	10.844	-
♁	20.237	+
♄	30.872	+
♄	34.777	-

IG relatives

	Héliocentr.	Géocentr.
☉	84	84
☽	84	32
☿	84	44
♁	83	5
♂	41	2
♃	45	12
♅	7	6
♁	14	25
♄	67	18
♄	58	48