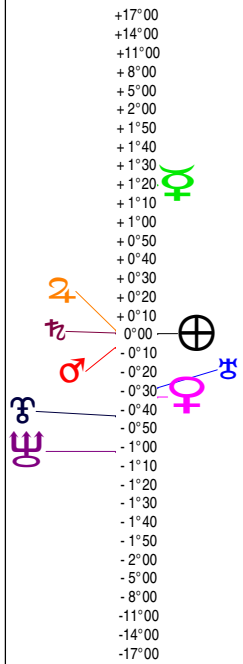
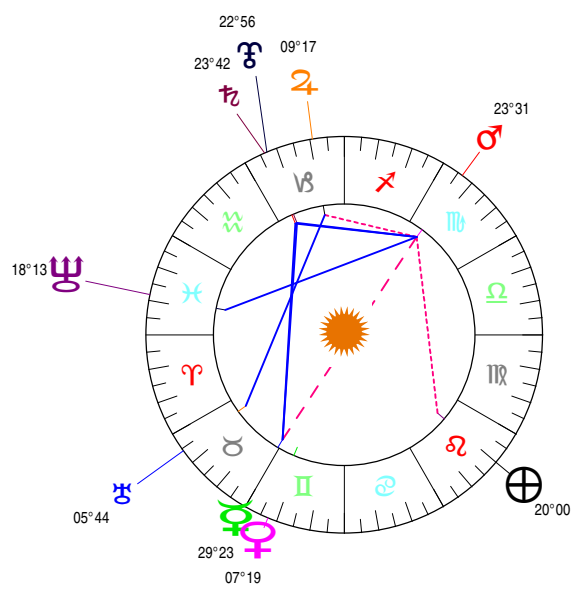


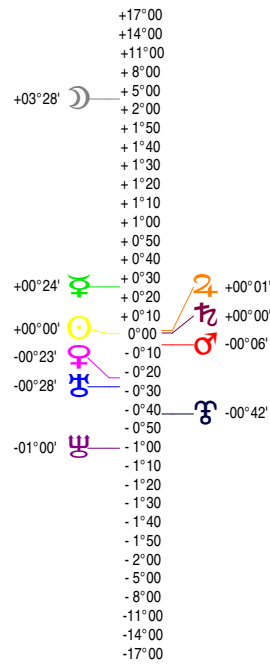
Latitudes héliocentriques



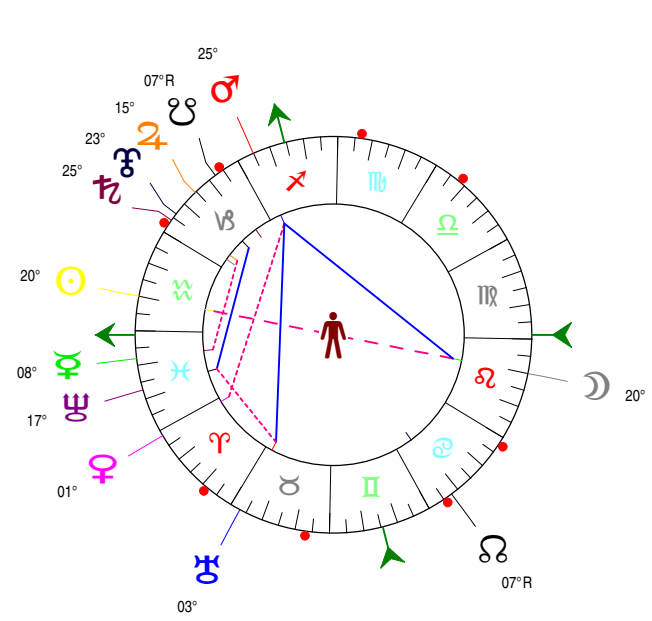
Sphère hélio-écliptique - Intégration



Latitudes géo-écliptiques



Sphère topo-géo-écliptique - Relation



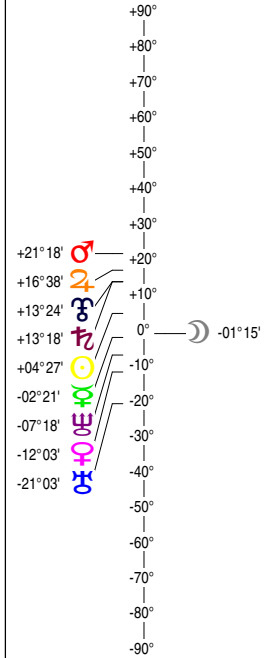
Distances au Soleil en UA

☉	0.986	+
☽	0.310	-
☿	0.721	-
♈	1.543	-
♉	5.213	-
♊	10.030	-
♋	19.814	-
♌	29.932	-
♍	33.976	+

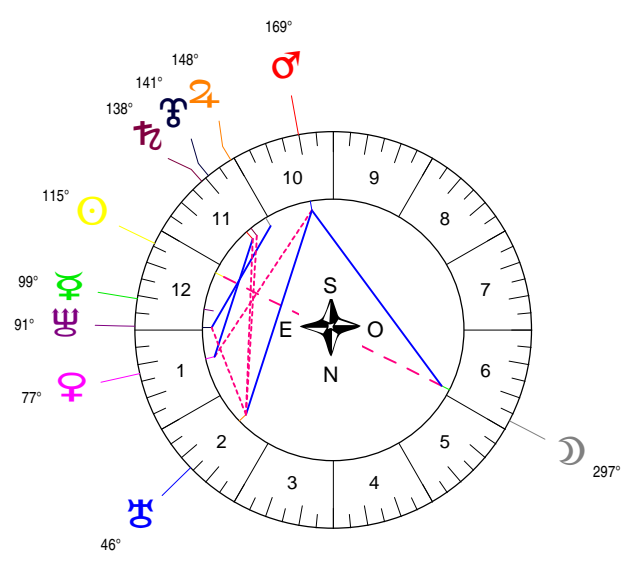
Maisons Placidus

I-VII	01♈♉13
II-VIII	21♊♋33
III-IX	23♌♍11
IV-X	15♎♏34
V-XI	05♐♑28
VI-XII	27♒♓45

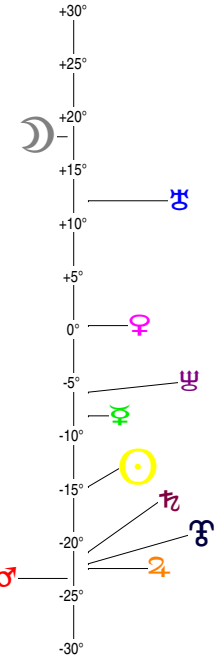
Hauteurs



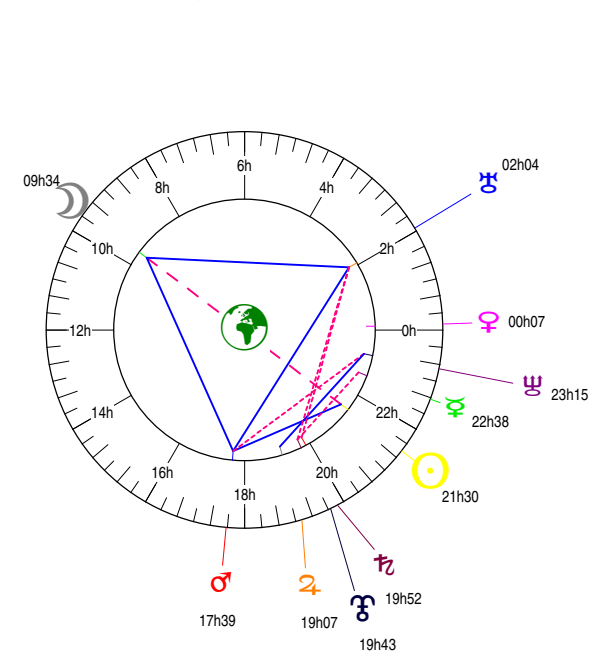
Sphère locale - Sujet



Déclinaisons



Sphère géo-équatoriale - Objet



Distances à la Terre en UA

☉	0.986	+
☽	362 476 km	-
☿	0.985	-
♈	1.034	-
♉	1.881	-
♊	5.996	-
♋	10.923	-
♌	20.080	+
♍	30.805	+
♎	34.857	-

IG relatives

	Héliocentr.	Géocentr.
☉	90	90
☽	102	102
☿	18	18
♈	4	4
♉	2	2
♊	10	10
♋	4	4
♌	30	30
♍	20	20
♎	48	48