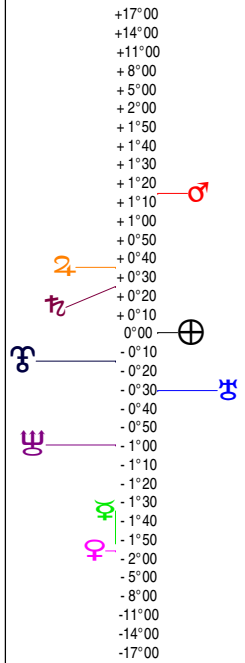
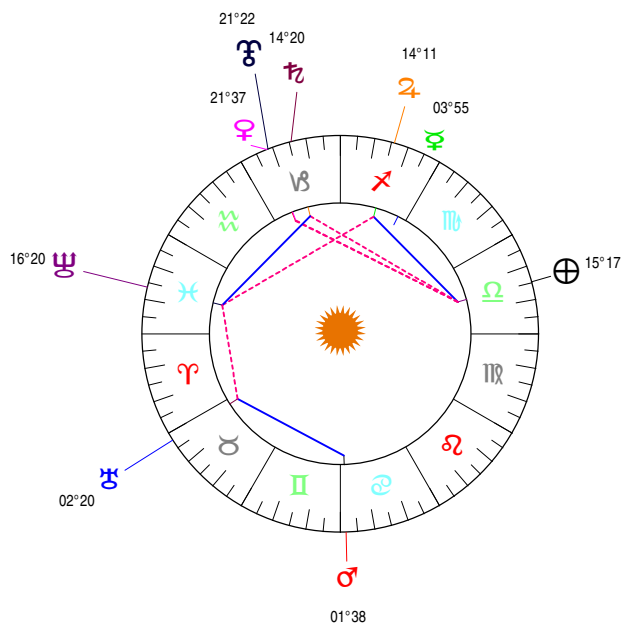


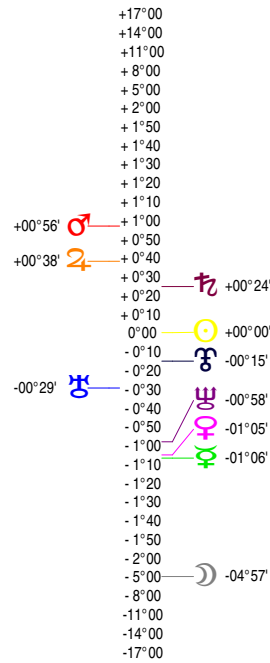
Latitudes héliocentriques



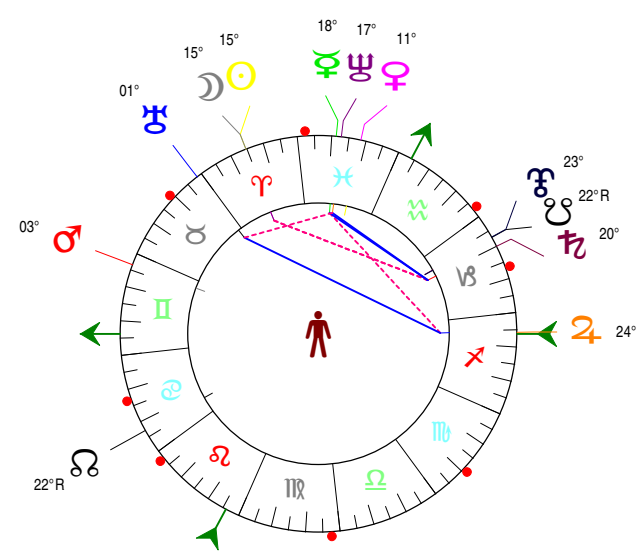
Sphère hélio-écliptique - Intégration



Latitudes géo-écliptiques



Sphère topo-géo-écliptique - Relation



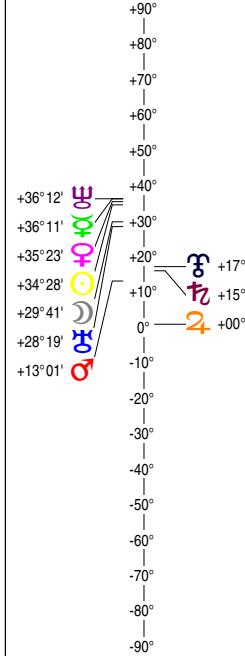
Distances au Soleil en UA

☉	1.000	+
☾	0.463	+
☿	0.728	+
♁	1.573	+
♂	5.321	-
♃	10.056	-
♄	19.851	-
♅	29.937	-
♆	33.773	+

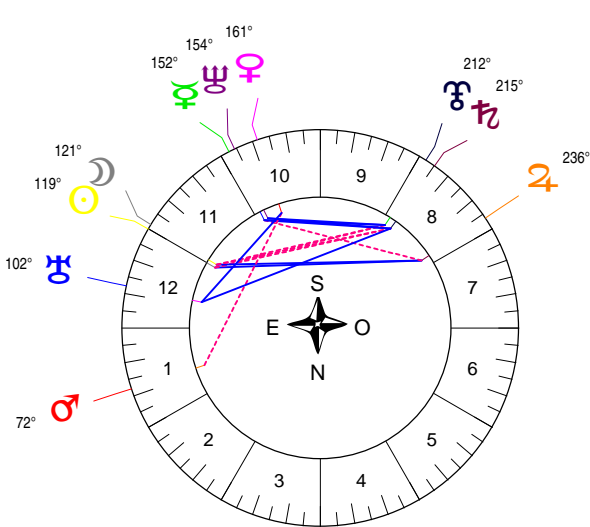
Maisons Placidus

I-VII	23IIx48
II-VIII	13♁♂17
III-IX	02♁♂41
IV-X	25♁♂53
V-XI	27♁♂38
VI-XII	10♁♂49

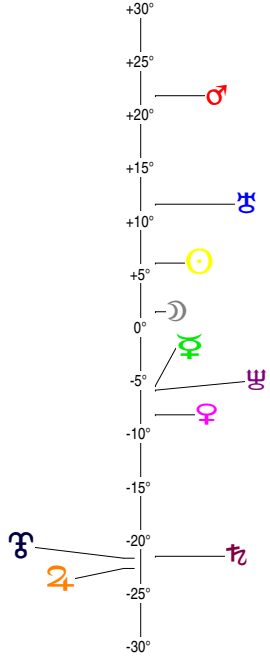
Hauteurs



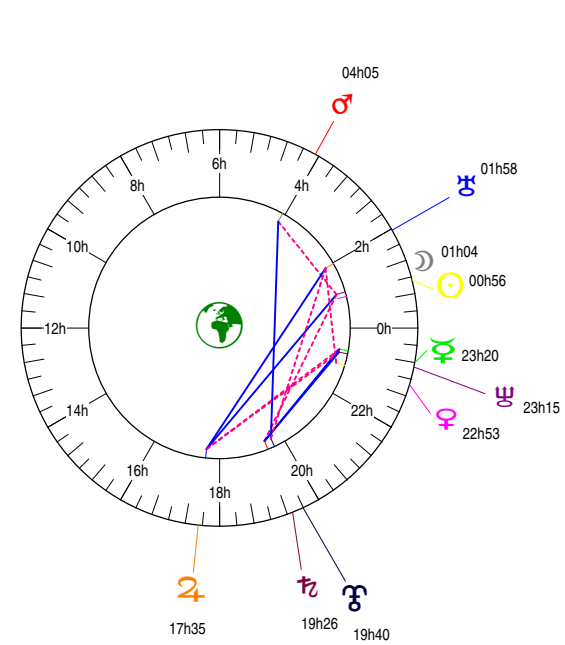
Sphère locale - Sujet



Déclinaisons



Sphère géo-équatoriale - Objet



Distances à la Terre en UA

☉	1.000	+
☾	398 065 km	-
☿	0.777	+
♁	1.300	+
♂	2.054	+
♃	4.880	-
♄	10.089	-
♅	20.810	+
♆	30.816	-
♇	33.894	-

IG relatives

	Héliocentr.	Géocentr.
☉	48	47
☾		15
☿	1	37
♁	3	2
♂	27	1
♃	24	44
♄	5	24
♅	12	8
♆	66	20
♇	59	53