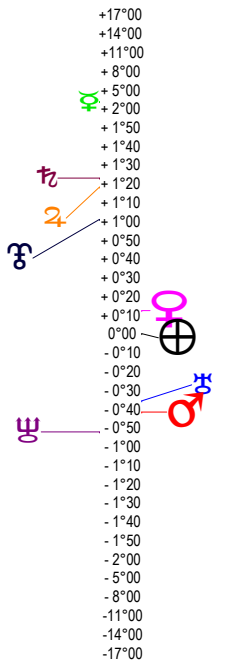
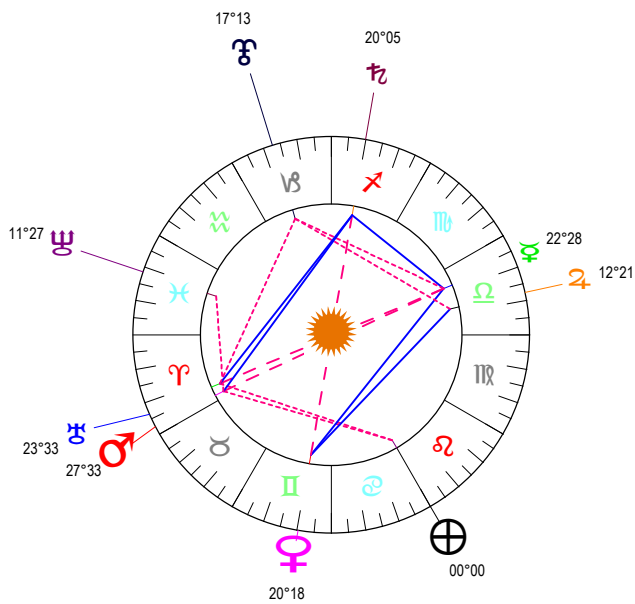


17 01 19 Verseau - 19/01/2017 à 21h23m27 (GMT) LEYMARIE 44N36 - 002E12

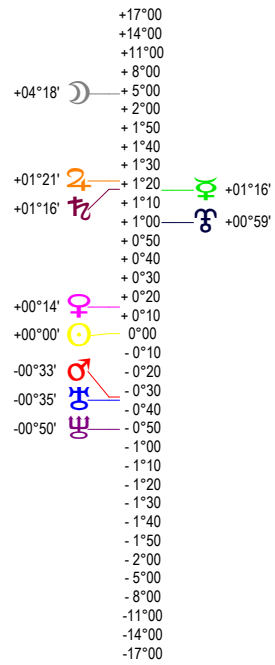
Latitudes héliocentriques



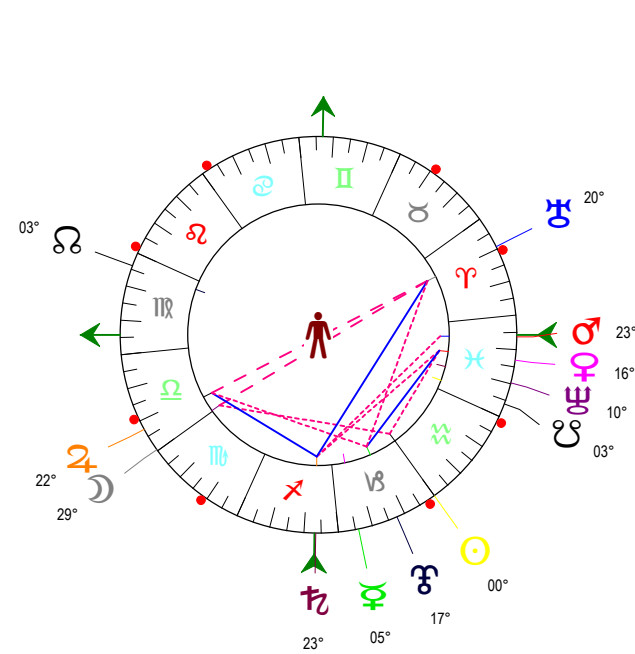
Sphère hélio-écliptique - Intégration



Latitudes géo-écliptiques



Sphère topo-géo-écliptique - Relation



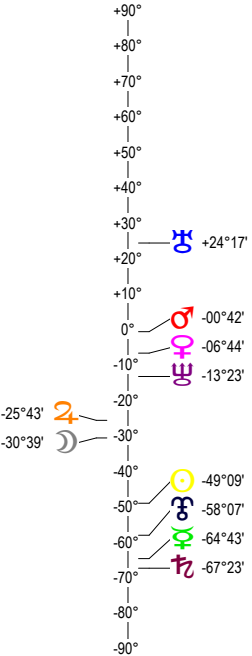
Distances au Soleil en UA

♃	0.984	+
♃	0.420	+
♃	0.720	-
♃	1.427	+
♃	5.456	➔
♃	10.049	+
♃	19.939	-
♃	29.951	-
♃	33.255	+

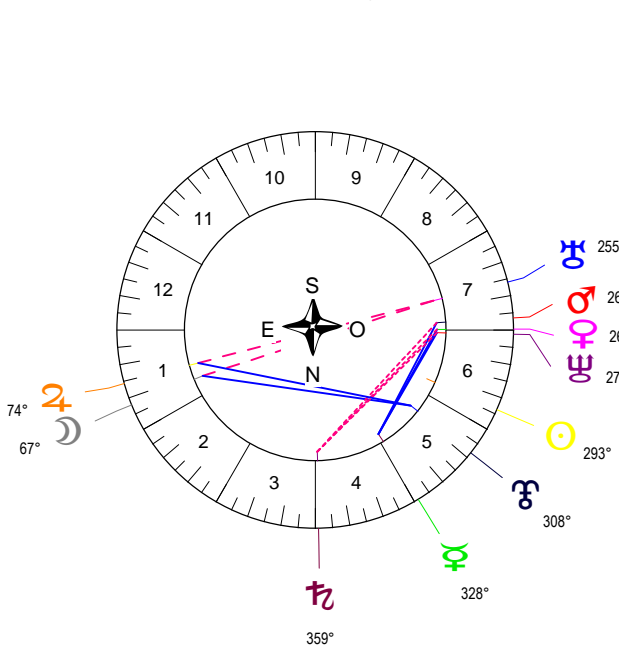
Maisons Placidus

I-VII	24♃♁17
II-VIII	19♃♁02
III-IX	18♃♁57
IV-X	23♃♁07
V-XI	27♃♁41
VI-XII	28♃♁26

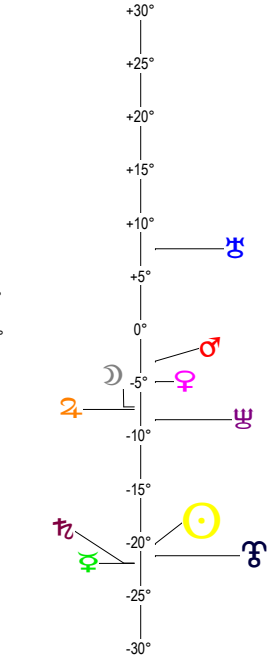
Hauteurs



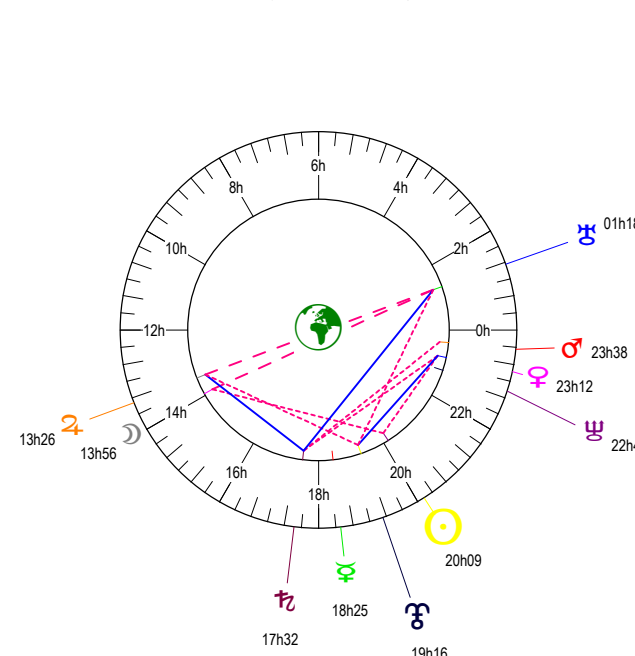
Sphère locale - Sujet



Déclinaisons



Sphère géo-équatoriale - Objet



Distances à la Terre en UA

♃	0.984	+
♃	402 006 km	+
♃	1.018	+
♃	0.630	-
♃	1.767	+
♃	5.243	-
♃	10.822	-
♃	20.073	+
♃	30.696	+
♃	34.215	-

IG relatives

IG relatives	
Héliocentr.	Géocentr.
♃	98
♃	98
♃	7
♃	16
♃	15
♃	2
♃	31
♃	6
♃	30
♃	24
♃	51